

Product Name: CD85G Mouse Monoclonal Antibody**Catalog #: AMM82498**

For research use only.

Summary

Description	Mouse monoclonal Antibody
Host	Mouse
Application	IHC,ELISA,FC
Reactivity	Human
Conjugation	Unconjugated
Modification	Unmodified
Isotype	Mouse IgG1
Clonality	Monoclonal
Form	Liquid
Concentration	1mg/ml
Storage	Aliquot and store at -20°C (valid for 12 months). Avoid freeze/thaw cycles.
Shipping	Ice bags
Buffer	Purified antibody in PBS with 0.05% sodium azide
Purification	Affinity Purification

Application

Dilution Ratio	IHC 1:200-1:1000,ELISA 1:5000-1:20000,FC 1:200-1:400
Molecular Weight	55.2kDa

Antigen Information

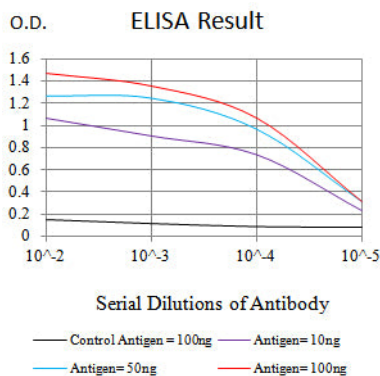
Gene Name	CD85G
Alternative Names	LILRA4;ILT7
Gene ID	23547.0
SwissProt ID	P59901
Immunogen	Purified recombinant fragment of human CD85G (AA: extra 24-178)) expressed in E. Coli.

Background

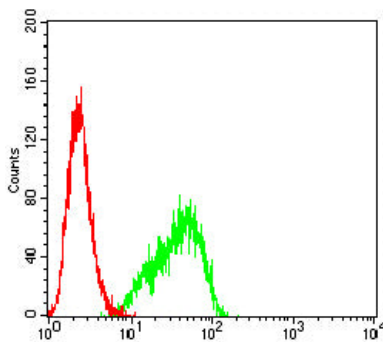
This gene encodes an immunoglobulin-like cell surface protein that is expressed predominantly on plasmacytoid dendritic cells (PDCs) and modulates the function of these cells in the immune response. Expression of this gene is downregulated by interleukin 3 (IL3). This gene is one of a cluster of highly related genes located at chromosomal region 19q13.4.

Research Area

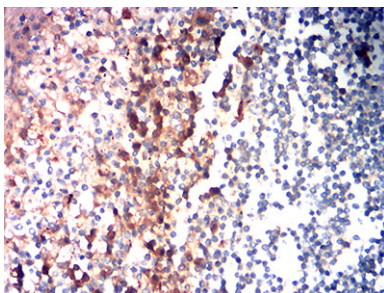
Image Data



Black line: Control Antigen (100 ng); Purple line: Antigen (10ng); Blue line: Antigen (50 ng); Red line: Antigen (100 ng)



Flow cytometric analysis of THP-1 cells using CD85G mouse mAb (green) and negative control (red).



Immunohistochemical analysis of paraffin-embedded human tonsil tissues using CD85G mouse mAb with DAB staining.