
Product Name: SP10 Mouse Monoclonal Antibody**Catalog #: AMM82491**

For research use only.

Summary

Description	Mouse monoclonal Antibody
Host	Mouse
Application	ELISA,FC
Reactivity	Human
Conjugation	Unconjugated
Modification	Unmodified
Isotype	Mouse IgG1
Clonality	Monoclonal
Form	Liquid
Concentration	1mg/ml
Storage	Aliquot and store at -20°C (valid for 12 months). Avoid freeze/thaw cycles.
Shipping	Ice bags
Buffer	Purified antibody in PBS with 0.05% sodium azide
Purification	Affinity Purification

Application

Dilution Ratio	ELISA 1:5000-1:20000,FC 1:200-1:400
Molecular Weight	28kDa

Antigen Information

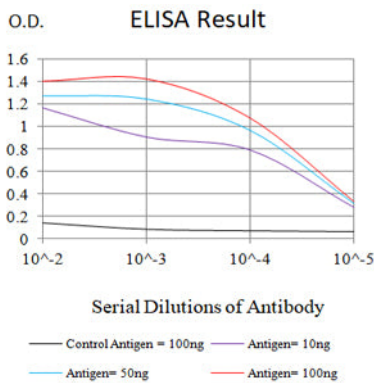
Gene Name	SP10
Alternative Names	ACRV1,SP-10; SPACA2; D11S4365
Gene ID	56.0
SwissProt ID	P26436
Immunogen	Purified recombinant fragment of human SP10 (AA: 22-265) expressed in E. Coli.

Background

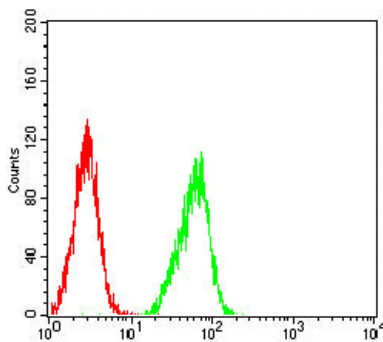
This gene encodes a testis-specific, differentiation antigen, acrosomal vesicle protein 1, that arises within the acrosomal vesicle during spermatogenesis, and is associated with the acrosomal membranes and matrix of mature sperm. The acrosomal vesicle protein 1 may be involved in sperm-zona binding or penetration. Alternatively spliced transcript variants have been described.

Research Area

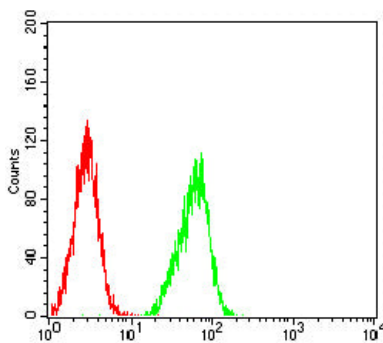
Image Data



Black line: Control Antigen (100 ng); Purple line: Antigen (10ng); Blue line: Antigen (50 ng); Red line: Antigen (100 ng)



Flow cytometric analysis of HeLa cells using SP10 mouse mAb (green) and negative control (red).



Flow cytometric analysis of SK-OV-3 cells using SP10 mouse mAb (green) and negative control (red).