
Product Name: BRIP1 Mouse Monoclonal Antibody**Catalog #: AMM82390**

For research use only.

Summary

Description	Mouse monoclonal Antibody
Host	Mouse
Application	IHC,ELISA,FC
Reactivity	Human
Conjugation	Unconjugated
Modification	Unmodified
Isotype	Mouse IgG1
Clonality	Monoclonal
Form	Liquid
Concentration	1mg/ml
Storage	Aliquot and store at -20°C (valid for 12 months). Avoid freeze/thaw cycles.
Shipping	Ice bags
Buffer	Purified antibody in PBS with 0.05% sodium azide
Purification	Affinity Purification

Application

Dilution Ratio	IHC 1:200-1:1000,ELISA 1:5000-1:20000,FC 1:200-1:400
Molecular Weight	140.8kDa

Antigen Information

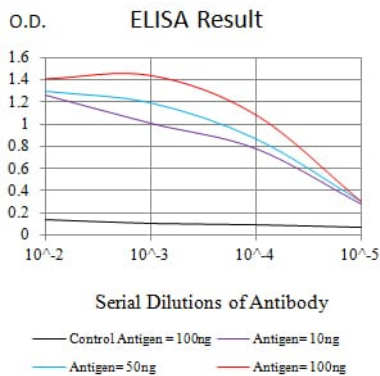
Gene Name	BRIP1
Alternative Names	OF; BACH1; FANCI
Gene ID	83990.0
SwissProt ID	Q9BX63
Immunogen	Purified recombinant fragment of human BRIP1 (AA: 904-986) expressed in E. Coli.

Background

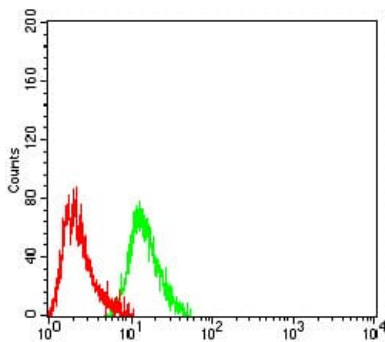
The protein encoded by this gene is a member of the RecQ DEAH helicase family and interacts with the BRCT repeats of breast cancer, type 1 (BRCA1). The bound complex is important in the normal double-strand break repair function of breast cancer, type 1 (BRCA1). This gene may be a target of germline cancer-inducing mutations.

Research Area

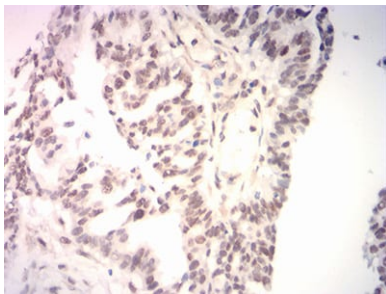
Image Data



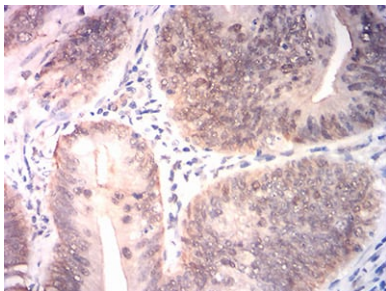
Black line: Control Antigen (100 ng);Purple line: Antigen (10ng); Blue line: Antigen (50 ng); Red line:Antigen (100 ng)



Flow cytometric analysis of HeLa cells using BRIP1 mouse mAb (green) and negative control (red).



Immunohistochemical analysis of paraffin-embedded human ovarian cancer tissues using BRIP1 mouse mAb with DAB staining.



Immunohistochemical analysis of paraffin-embedded human rectum cancer tissues using BRIP1 mouse mAb with DAB staining.