
Product Name: CD18 Mouse Monoclonal Antibody**Catalog #: AMM82176**

For research use only.

Summary

Description	Mouse monoclonal Antibody
Host	Mouse
Application	WB,ELISA,FC
Reactivity	Human
Conjugation	Unconjugated
Modification	Unmodified
Isotype	Mouse IgG1
Clonality	Monoclonal
Form	Liquid
Concentration	1mg/ml
Storage	Aliquot and store at -20°C (valid for 12 months). Avoid freeze/thaw cycles.
Shipping	Ice bags
Buffer	Purified antibody in PBS with 0.05% sodium azide
Purification	Affinity Purification

Application

Dilution Ratio	WB 1:500-1:2000,ELISA 1:5000-1:20000,FC 1:200-1:400
Molecular Weight	84.8kDa

Antigen Information

Gene Name	CD18
Alternative Names	ITGB2; LAD; CD18; MF17; MFI7; LCAMB; LFA-1; MAC-1
Gene ID	3689.0
SwissProt ID	P05107
Immunogen	Purified recombinant fragment of human CD18 (AA: extra 559-700) expressed in E. Coli.

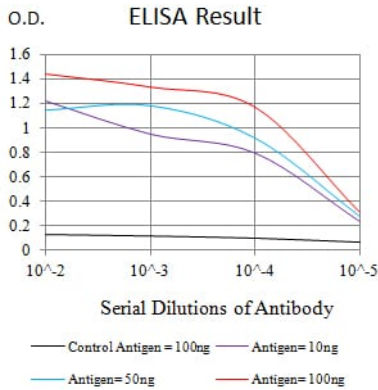
Background

This gene encodes an integrin beta chain, which combines with multiple different alpha chains to form different integrin heterodimers. Integrins are integral cell-surface proteins that participate in cell adhesion as well as cell-surface mediated signalling. The encoded protein plays an important role in immune response and defects in this gene cause leukocyte adhesion

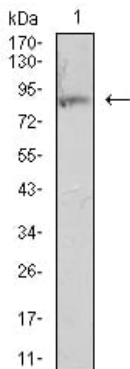
deficiency. Alternative splicing results in multiple transcript variants.

Research Area

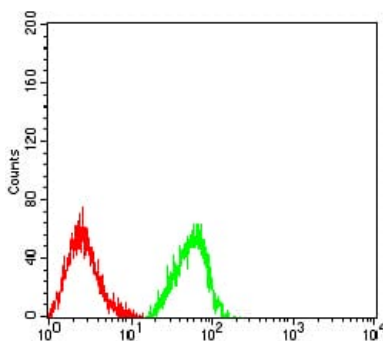
Image Data



Black line: Control Antigen (100 ng);Purple line: Antigen (10ng); Blue line: Antigen (50 ng); Red line:Antigen (100 ng)



Western blot analysis using CD18 mouse mAb against HL-60 (1) cell lysate.



Flow cytometric analysis of HL-60 cells using CD18 mouse mAb (green) and negative control (red).