
Product Name: BTN1A1 Mouse Monoclonal Antibody**Catalog #: AMM82134**

For research use only.

Summary

Description	Mouse monoclonal Antibody
Host	Mouse
Application	WB,ELISA,FC
Reactivity	Human,Mouse,Rat
Conjugation	Unconjugated
Modification	Unmodified
Isotype	Mouse IgG2b
Clonality	Monoclonal
Form	Liquid
Concentration	1mg/ml
Storage	Aliquot and store at -20°C (valid for 12 months). Avoid freeze/thaw cycles.
Shipping	Ice bags
Buffer	Purified antibody in PBS with 0.05% sodium azide
Purification	Affinity Purification

Application

Dilution Ratio	WB 1:500-1:2000,ELISA 1:5000-1:20000,FC 1:200-1:400
Molecular Weight	58.9kDa

Antigen Information

Gene Name	BTN1A1
Alternative Names	BT; BTN; BTN1
Gene ID	696.0
SwissProt ID	Q13410
Immunogen	Purified recombinant fragment of human BTN1A1 (AA: extra 27-242) expressed in E. Coli.

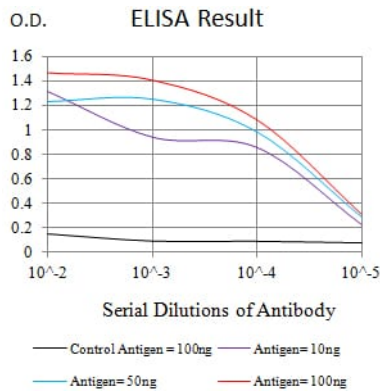
Background

Butyrophilin is the major protein associated with fat droplets in the milk. It is a member of the immunoglobulin superfamily. It may have a cell surface receptor function. The human butyrophilin gene is localized in the major histocompatibility complex (MHC) class I region of 6p and may have arisen relatively recently in evolution by the shuffling of exons between 2 ancestral

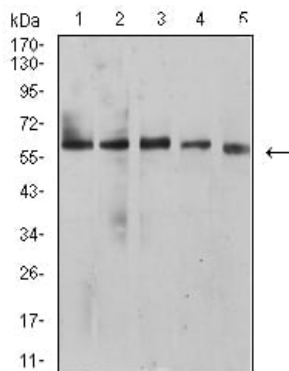
gene families

Research Area

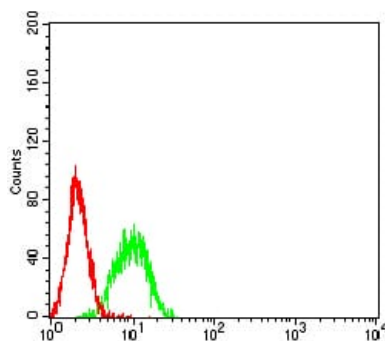
Image Data



Black line: Control Antigen (100 ng);Purple line: Antigen (10ng); Blue line: Antigen (50 ng); Red line:Antigen (100 ng)



Western blot analysis using BTN1A1 mouse mAb against HepG2 (1), MCF-7 (2), SK-BR-3 (3), NIH/3T3 (4), and C6 (5) cell lysate.



Flow cytometric analysis of K562 cells using BTN1A1 mouse mAb (green) and negative control (red).