
Product Name: CD107b Mouse Monoclonal Antibody**Catalog #: AMM82001**

For research use only.

Summary

Description	Mouse monoclonal Antibody
Host	Mouse
Application	WB,IHC,ELISA,FC
Reactivity	Human,Mouse,Rat
Conjugation	Unconjugated
Modification	Unmodified
Isotype	Mouse IgG2b
Clonality	Monoclonal
Form	Liquid
Concentration	1mg/ml
Storage	Aliquot and store at -20°C (valid for 12 months). Avoid freeze/thaw cycles.
Shipping	Ice bags
Buffer	Purified antibody in PBS with 0.05% sodium azide
Purification	Affinity Purification

Application

Dilution Ratio	WB 1:500-1:2000,IHC 1:200-1:1000,ELISA 1:5000-1:20000,FC 1:200-1:400
Molecular Weight	45kDa

Antigen Information

Gene Name	CD107b
Alternative Names	LAMPB; LAMP2; LAMP-2; LGP-96; LGP110
Gene ID	3920.0
SwissProt ID	P13473
Immunogen	Purified recombinant fragment of human CD107b (AA: extra 29-168) expressed in E. Coli.

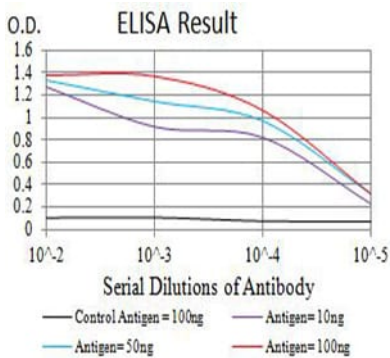
Background

The protein encoded by this gene is a member of a family of membrane glycoproteins. This glycoprotein provides selectins with carbohydrate ligands. It may play a role in tumor cell metastasis. It may also function in the protection, maintenance, and adhesion of the lysosome. Alternative splicing of this gene results in multiple transcript variants encoding distinct proteins.

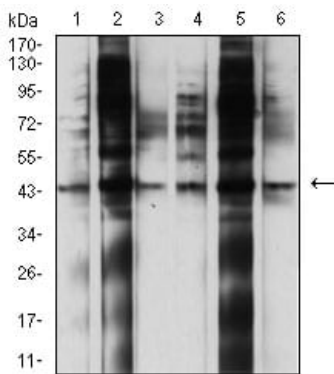
Research Area

Autophagy

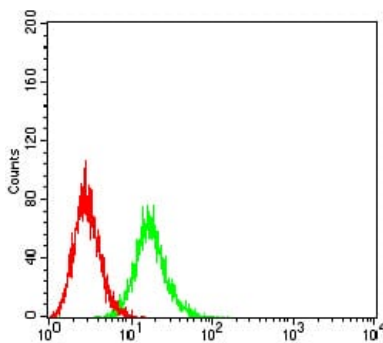
Image Data



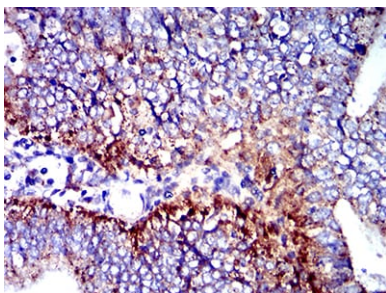
Black line: Control Antigen (100 ng); Purple line: Antigen (10ng); Blue line: Antigen (50 ng); Red line: Antigen (100 ng)



Western blot analysis using CD107b mouse mAb against U937 (1), HepG2 (2), RAW264.7 (3), NIH3T3 (4), C6 (5), and T47D (6) cell lysate.



Flow cytometric analysis of Ramos cells using CD107b mouse mAb (green) and negative control (red).



Immunohistochemical analysis of paraffin-embedded human endometrial cancer tissues using CD107b mouse mAb with DAB staining.

