
Product Name: CD147 Mouse Monoclonal Antibody**Catalog #: AMM81951**

For research use only.

Summary

Description	Mouse monoclonal Antibody
Host	Mouse
Application	ELISA,FC
Reactivity	Human
Conjugation	Unconjugated
Modification	Unmodified
Isotype	Mouse IgG1
Clonality	Monoclonal
Form	Liquid
Concentration	1mg/ml
Storage	Aliquot and store at -20°C (valid for 12 months). Avoid freeze/thaw cycles.
Shipping	Ice bags
Buffer	Purified antibody in PBS with 0.05% sodium azide
Purification	Affinity Purification

Application

Dilution Ratio	ELISA 1:5000-1:20000,FC 1:200-1:400
Molecular Weight	42.2kDa

Antigen Information

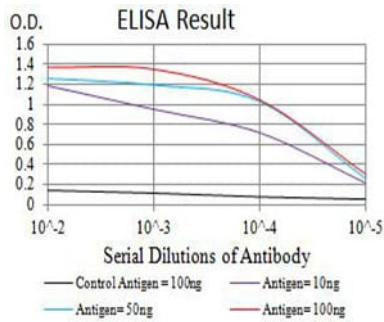
Gene Name	CD147
Alternative Names	BSG; OK; 5F7; TCSF; EMMPRIN
Gene ID	682.0
SwissProt ID	P35613
Immunogen	Purified recombinant fragment of human CD147 (AA: extra 138-323) expressed in E. Coli.

Background

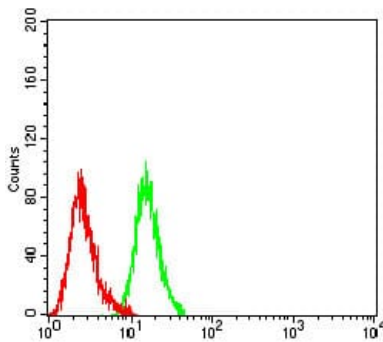
The protein encoded by this gene is a plasma membrane protein that is important in spermatogenesis, embryo implantation, neural network formation, and tumor progression. The encoded protein is also a member of the immunoglobulin superfamily. Multiple transcript variants encoding different isoforms have been found for this gene.

Research Area

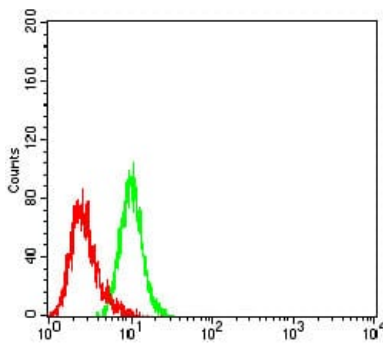
Image Data



Black line: Control Antigen (100 ng); Purple line: Antigen (10ng); Blue line: Antigen (50 ng); Red line: Antigen (100 ng)



Flow cytometric analysis of HL-60 cells using CD147 mouse mAb (green) and negative control (red).



Flow cytometric analysis of K562 cells using CD147 mouse mAb (green) and negative control (red).