
Product Name: CHRNA5 Mouse Monoclonal Antibody**Catalog #: AMM81893**

For research use only.

Summary

Description	Mouse monoclonal Antibody
Host	Mouse
Application	WB,ELISA,FC
Reactivity	Human,Rat
Conjugation	Unconjugated
Modification	Unmodified
Isotype	Mouse IgG1
Clonality	Monoclonal
Form	Liquid
Concentration	1mg/ml
Storage	Aliquot and store at -20°C (valid for 12 months). Avoid freeze/thaw cycles.
Shipping	Ice bags
Buffer	Purified antibody in PBS with 0.05% sodium azide
Purification	Affinity Purification

Application

Dilution Ratio	WB 1:500-1:2000,ELISA 1:5000-1:20000,FC 1:200-1:400
Molecular Weight	53kDa

Antigen Information

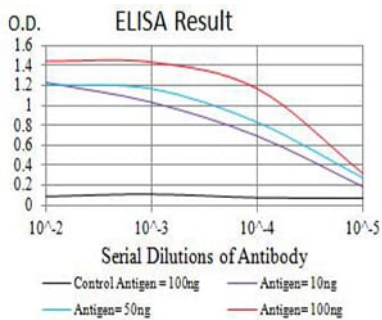
Gene Name	CHRNA5
Alternative Names	LNCR2
Gene ID	1138.0
SwissProt ID	P30532
Immunogen	Purified recombinant fragment of human CHRNA5 (AA: extra 23-254) expressed in E. Coli.

Background

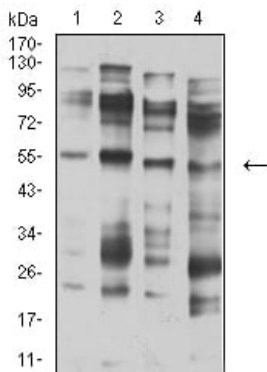
The protein encoded by this gene is a nicotinic acetylcholine receptor subunit and a member of a superfamily of ligand-gated ion channels that mediate fast signal transmission at synapses. These receptors are thought to be heteropentamers composed of separate but similar subunits. Defects in this gene have been linked to susceptibility to lung cancer type 2 (LNCR2).

Research Area

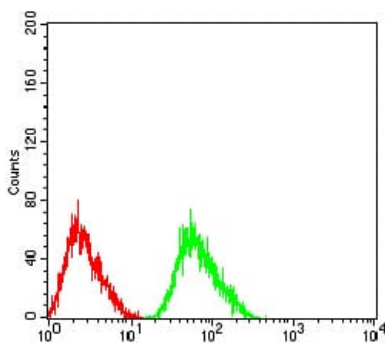
Image Data



Black line: Control Antigen (100 ng); Purple line: Antigen (10ng); Blue line: Antigen (50 ng); Red line: Antigen (100 ng)



Western blot analysis using CHRNA5 mouse mAb against membrane protein lysate of C6 (1), membrane protein lysate of SK-N-SH (2), membrane protein lysate of C6 (3), and C6 (4) cell lysate.



Flow cytometric analysis of SK-N-SH cells using CHRNA5 mouse mAb (green) and negative control (red).