
Product Name: RBFOX3 Mouse Monoclonal Antibody**Catalog #: AMM81738**

For research use only.

Summary

Description	Mouse monoclonal Antibody
Host	Mouse
Application	WB,ICC,ELISA,FC
Reactivity	Human,Mouse
Conjugation	Unconjugated
Modification	Unmodified
Isotype	Mouse IgG1
Clonality	Monoclonal
Form	Liquid
Concentration	1mg/ml
Storage	Aliquot and store at -20°C (valid for 12 months). Avoid freeze/thaw cycles.
Shipping	Ice bags
Buffer	Purified antibody in PBS with 0.05% sodium azide
Purification	Affinity Purification

Application

Dilution Ratio	WB 1:500-1:2000,ICC 1:200-1:1000,ELISA 1:5000-1:20000,FC 1:200-1:400
Molecular Weight	33.8kDa

Antigen Information

Gene Name	RBFOX3
Alternative Names	FOX3; NEUN; FOX-3; HRNBP3
Gene ID	146713.0
SwissProt ID	A6NFN3
Immunogen	Purified recombinant fragment of human RBFOX3 (AA: 1-140) expressed in E. Coli.

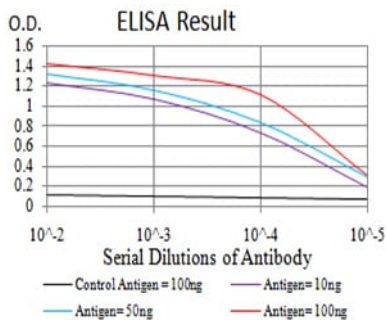
Background

RBFOX3 (RNA Binding Protein, Fox-1 Homolog (C. Elegans) 3) is a Protein Coding gene. Diseases associated with RBFOX3 include vertebral artery occlusion and tuberculum sellae meningioma. Among its related pathways are Neuroscience. GO annotations related to this gene include nucleic acid binding and nucleotide binding. An important paralog of this gene is

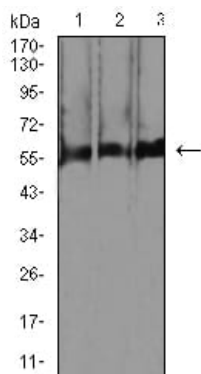
RBFOX1.

Research Area

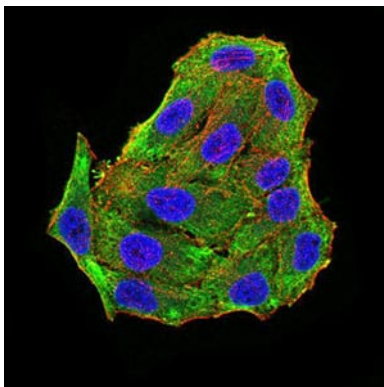
Image Data



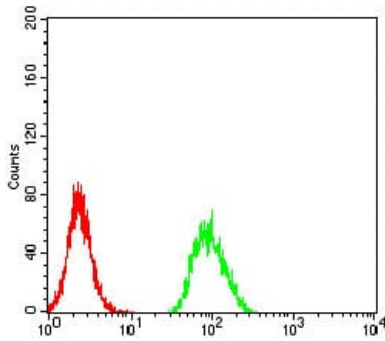
Black line: Control Antigen (100 ng);Purple line: Antigen (10ng); Blue line: Antigen (50 ng); Red line:Antigen (100 ng)



Western blot analysis using RBFOX3 mouse mAb against C2C12 (1), RAW264.7 (2), and U251 (3) cell lysate.



Immunofluorescence analysis of HeLa cells using RBFOX3 mouse mAb (green). Blue: DRAQ5 fluorescent DNA dye. Red: Actin filaments have been labeled with Alexa Fluor- 555 phalloidin.



Flow cytometric analysis of Hela cells using RBFOX3 mouse mAb (green) and negative control (red).