
Product Name: DNTT Mouse Monoclonal Antibody**Catalog #: AMM81732**

For research use only.

Summary

Description	Mouse monoclonal Antibody
Host	Mouse
Application	WB,ELISA,FC
Reactivity	Human,Rat
Conjugation	Unconjugated
Modification	Unmodified
Isotype	Mouse IgG1
Clonality	Monoclonal
Form	Liquid
Concentration	1mg/ml
Storage	Aliquot and store at -20°C (valid for 12 months). Avoid freeze/thaw cycles.
Shipping	Ice bags
Buffer	Purified antibody in PBS with 0.05% sodium azide
Purification	Affinity Purification

Application

Dilution Ratio	WB 1:500-1:2000,ELISA 1:5000-1:20000,FC 1:200-1:400
Molecular Weight	58.5kDa

Antigen Information

Gene Name	DNTT
Alternative Names	TDT
Gene ID	1791.0
SwissProt ID	P04053
Immunogen	Purified recombinant fragment of human DNTT (AA: 52-192) expressed in E. Coli.

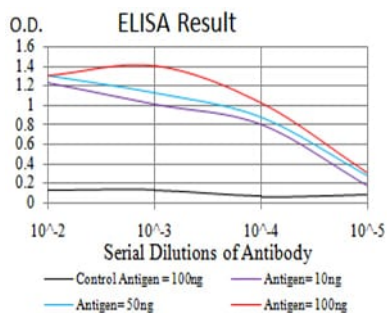
Background

This gene is a member of the DNA polymerase type-X family and encodes a template-independent DNA polymerase that catalyzes the addition of deoxynucleotides to the 3'-hydroxyl terminus of oligonucleotide primers. In vivo, the encoded protein is expressed in a restricted population of normal and malignant pre-B and pre-T lymphocytes during early differentiation,

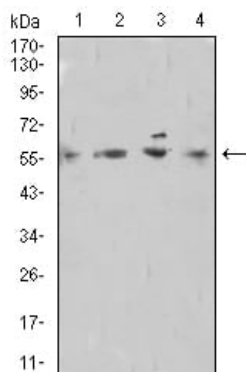
where it generates antigen receptor diversity by synthesizing non-germ line elements (N-regions) at the junctions of rearranged Ig heavy chain and T cell receptor gene segments. Alternatively spliced transcript variants encoding different isoforms of this gene have been described.

Research Area

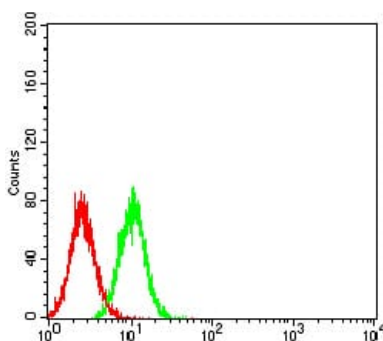
Image Data



Black line: Control Antigen (100 ng); Purple line: Antigen (10ng); Blue line: Antigen (50 ng); Red line: Antigen (100 ng)



Western blot analysis using DNTT mouse mAb against Raji (1), A549 (2), HeLa (3), and PC-12 (4) cell lysate.



Flow cytometric analysis of *** cells using HeLa mouse mAb (green) and negative control (red).