
Product Name: DDX58 Mouse Monoclonal Antibody**Catalog #: AMM81726**

For research use only.

Summary

Description	Mouse monoclonal Antibody
Host	Mouse
Application	ICC,ELISA,FC
Reactivity	Human
Conjugation	Unconjugated
Modification	Unmodified
Isotype	Mouse IgM
Clonality	Monoclonal
Form	Liquid
Concentration	1mg/ml
Storage	Aliquot and store at -20°C (valid for 12 months). Avoid freeze/thaw cycles.
Shipping	Ice bags
Buffer	Purified antibody in PBS with 0.05% sodium azide
Purification	Affinity Purification

Application

Dilution Ratio	ICC 1:200-1:1000,ELISA 1:5000-1:20000,FC 1:200-1:400
Molecular Weight	106.6kDa

Antigen Information

Gene Name	DDX58
Alternative Names	RIGI; RIG-I; RLR-1; SGMRT2
Gene ID	23586.0
SwissProt ID	O95786
Immunogen	Purified recombinant fragment of human DDX58 (AA: 789-925) expressed in E. Coli.

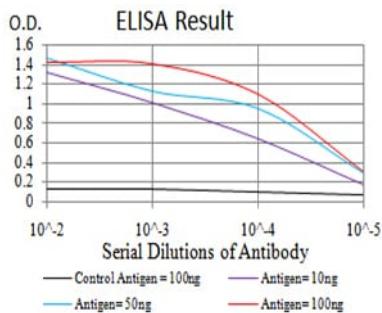
Background

DEAD box proteins, characterized by the conserved motif Asp-Glu-Ala-Asp (DEAD), are putative RNA helicases which are implicated in a number of cellular processes involving RNA binding and alteration of RNA secondary structure. This gene encodes a protein containing RNA helicase-DEAD box protein motifs and a caspase recruitment domain (CARD). It is involved

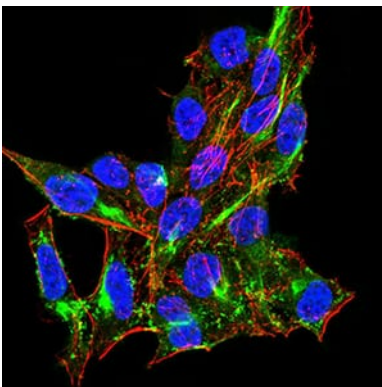
in viral double-stranded (ds) RNA recognition and the regulation of immune response.

Research Area

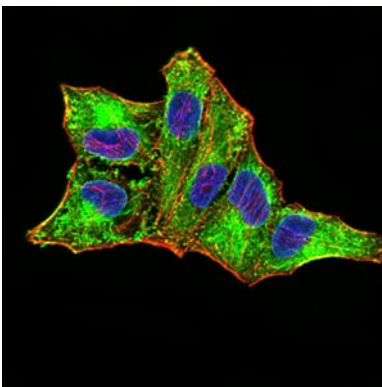
Image Data



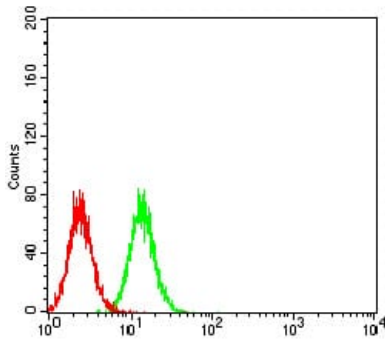
Black line: Control Antigen (100 ng);Purple line: Antigen (10ng); Blue line: Antigen (50 ng); Red line:Antigen (100 ng)



Immunofluorescence analysis of HeLa cells using DDX58 mouse mAb (green). Blue: DRAQ5 fluorescent DNA dye. Red: Actin filaments have been labeled with Alexa Fluor- 555 phalloidin.



Immunofluorescence analysis of MCF-7 cells using DDX58 mouse mAb (green). Blue: DRAQ5 fluorescent DNA dye. Red: Actin filaments have been labeled with Alexa Fluor- 555 phalloidin.



Flow cytometric analysis of HeLa cells using DDX58 mouse mAb (green) and negative control (red).