

---

**Product Name: ATG13 Mouse Monoclonal Antibody****Catalog #: AMM81596**

For research use only.

**Summary**

<b>Description</b>	Mouse monoclonal Antibody
<b>Host</b>	Mouse
<b>Application</b>	IHC,ELISA
<b>Reactivity</b>	Human
<b>Conjugation</b>	Unconjugated
<b>Modification</b>	Unmodified
<b>Isotype</b>	Mouse IgG1
<b>Clonality</b>	Monoclonal
<b>Form</b>	Liquid
<b>Concentration</b>	1mg/ml
<b>Storage</b>	Aliquot and store at -20°C (valid for 12 months). Avoid freeze/thaw cycles.
<b>Shipping</b>	Ice bags
<b>Buffer</b>	Purified antibody in PBS with 0.05% sodium azide
<b>Purification</b>	Affinity Purification

**Application**

<b>Dilution Ratio</b>	IHC 1:200-1:1000,ELISA 1:5000-1:20000
<b>Molecular Weight</b>	56.6kDa

**Antigen Information**

<b>Gene Name</b>	ATG13
<b>Alternative Names</b>	KIAA0652; PARATARG8
<b>Gene ID</b>	9776.0
<b>SwissProt ID</b>	O75143
<b>Immunogen</b>	Purified recombinant fragment of human ATG13 (AA: 339-550) expressed in E. Coli.

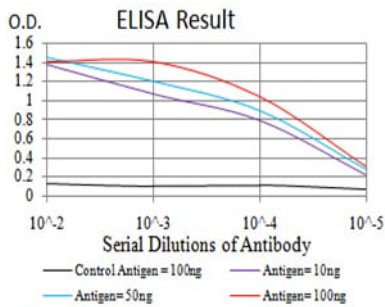
**Background**

ATG13 (Autophagy Related 13) is a Protein Coding gene. Among its related pathways are Senescence and Autophagy and mTOR signaling pathway. GO annotations related to this gene include protein kinase binding.

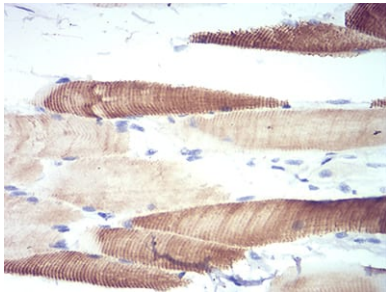
## Research Area

Autophagy, mTOR signaling pathway

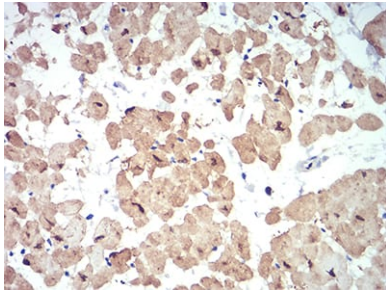
## Image Data



Black line: Control Antigen (100 ng); Purple line: Antigen(10ng); Blue line: Antigen (50 ng); Red line: Antigen (100 ng);



Immunohistochemical analysis of paraffin-embedded human striated muscle tissues using ATG13 mouse mAb with DAB staining.



Immunohistochemical analysis of paraffin-embedded human cardiac muscle tissues using ATG13 mouse mAb with DAB staining.