

Product Name: HOXA9 Mouse Monoclonal Antibody**Catalog #: AMM81591**

For research use only.

Summary

Description	Mouse monoclonal Antibody
Host	Mouse
Application	ICC,ELISA,FC
Reactivity	Human
Conjugation	Unconjugated
Modification	Unmodified
Isotype	Mouse IgG2a
Clonality	Monoclonal
Form	Liquid
Concentration	1mg/ml
Storage	Aliquot and store at -20°C (valid for 12 months). Avoid freeze/thaw cycles.
Shipping	Ice bags
Buffer	Purified antibody in PBS with 0.05% sodium azide
Purification	Affinity Purification

Application

Dilution Ratio	ICC 1:200-1:1000,ELISA 1:5000-1:20000,FC 1:200-1:400
Molecular Weight	30.2kDa

Antigen Information

Gene Name	HOXA9
Alternative Names	HOX1; ABD-B; HOX1G; HOX1.7
Gene ID	3205.0
SwissProt ID	P31269
Immunogen	Purified recombinant fragment of human HOXA9 (AA: 1-272) expressed in E. Coli.

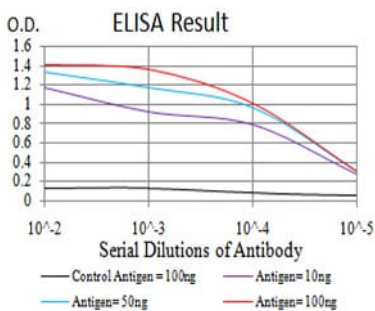
Background

In vertebrates, the genes encoding the class of transcription factors called homeobox genes are found in clusters named A, B, C, and D on four separate chromosomes. Expression of these proteins is spatially and temporally regulated during embryonic development. This gene is part of the A cluster on chromosome 7 and encodes a DNA-binding transcription factor which may

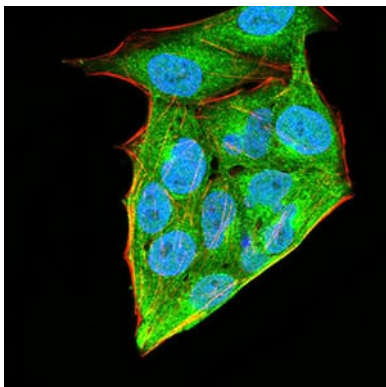
regulate gene expression, morphogenesis, and differentiation. This gene is highly similar to the abdominal-B (Abd-B) gene of *Drosophila*. A specific translocation event which causes a fusion between this gene and the NUP98 gene has been associated with myeloid leukemogenesis. Read-through transcription exists between this gene and the upstream homeobox A10 (HOXA10) gene.

Research Area

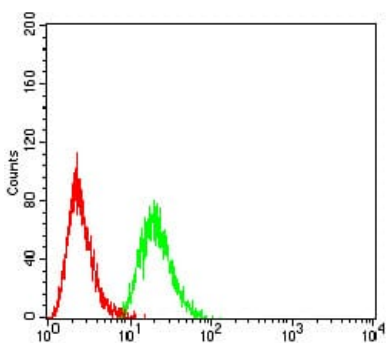
Image Data



Black line: Control Antigen (100 ng); Purple line: Antigen(10ng); Blue line: Antigen (50 ng); Red line: Antigen (100 ng);



Immunofluorescence analysis of HeLa cells using HOXA9 mouse mAb (green). Blue: DRAQ5 fluorescent DNA dye. Red: Actin filaments have been labeled with Alexa Fluor- 555 phalloidin.



Flow cytometric analysis of HeLa cells using HOXA9 mouse mAb (green) and negative control (red).