

**Product Name: DDX20 Mouse Monoclonal Antibody****Catalog #: AMM81574**

For research use only.

**Summary**

<b>Description</b>	Mouse monoclonal Antibody
<b>Host</b>	Mouse
<b>Application</b>	ICC,ELISA
<b>Reactivity</b>	Human
<b>Conjugation</b>	Unconjugated
<b>Modification</b>	Unmodified
<b>Isotype</b>	Mouse IgG1
<b>Clonality</b>	Monoclonal
<b>Form</b>	Liquid
<b>Concentration</b>	1mg/ml
<b>Storage</b>	Aliquot and store at -20°C (valid for 12 months). Avoid freeze/thaw cycles.
<b>Shipping</b>	Ice bags
<b>Buffer</b>	Purified antibody in PBS with 0.05% sodium azide
<b>Purification</b>	Affinity Purification

**Application**

<b>Dilution Ratio</b>	ICC 1:200-1:1000,ELISA 1:5000-1:20000
<b>Molecular Weight</b>	92.2kDa

**Antigen Information**

<b>Gene Name</b>	DDX20
<b>Alternative Names</b>	DP103; GEMIN3
<b>Gene ID</b>	11218.0
<b>SwissProt ID</b>	Q9UHI6
<b>Immunogen</b>	Purified recombinant fragment of human DDX20 (AA: 725-824) expressed in E. Coli.

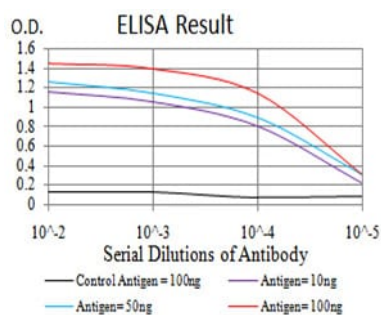
**Background**

DEAD box proteins, characterized by the conserved motif Asp-Glu-Ala-Asp (DEAD), are putative RNA helicases. They are implicated in a number of cellular processes involving alteration of RNA secondary structure such as translation initiation, nuclear and mitochondrial splicing, and ribosome and spliceosome assembly. Based on their distribution patterns, some

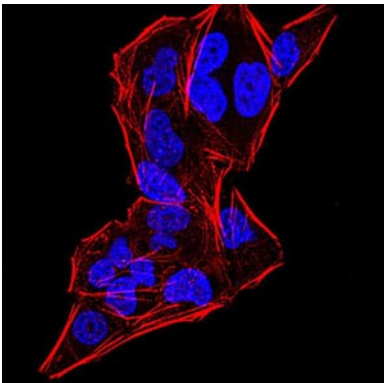
members of this family are believed to be involved in embryogenesis, spermatogenesis, and cellular growth and division. This gene encodes a DEAD box protein, which has an ATPase activity and is a component of the survival of motor neurons (SMN) complex. This protein interacts directly with SMN, the spinal muscular atrophy gene product, and may play a catalytic role in the function of the SMN complex on RNPs.

## Research Area

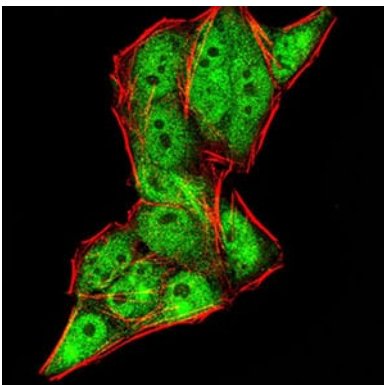
## Image Data



Black line: Control Antigen (100 ng); Purple line: Antigen(10ng); Blue line: Antigen (50 ng); Red line: Antigen (100 ng);



Immunofluorescence analysis of HeLa cells using DDX20 mouse mAb. Blue: DRAQ5 fluorescent DNA dye. Red: Actin filaments have been labeled with Alexa Fluor- 555 phalloidin.



Immunofluorescence analysis of HeLa cells using DDX20 mouse mAb (green). Red: Actin filaments have been labeled with Alexa Fluor- 555 phalloidin.