

Product Name: MB Mouse Monoclonal Antibody**Catalog #: AMM81348**

For research use only.

Summary

Description	Mouse monoclonal Antibody
Host	Mouse
Application	IHC,ICC,ELISA
Reactivity	Human
Conjugation	Unconjugated
Modification	Unmodified
Isotype	Mouse IgG2a
Clonality	Monoclonal
Form	Liquid
Concentration	1mg/ml
Storage	Aliquot and store at -20°C (valid for 12 months). Avoid freeze/thaw cycles.
Shipping	Ice bags
Buffer	Purified antibody in PBS with 0.05% sodium azide.
Purification	Affinity Purification

Application

Dilution Ratio	IHC 1:200-1:1000,ICC 1:200-1:1000,ELISA 1:5000-1:20000
Molecular Weight	17.2kDa

Antigen Information

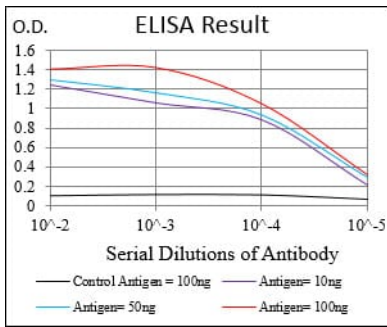
Gene Name	MB
Alternative Names	PVALB
Gene ID	4151.0
SwissProt ID	P02144
Immunogen	Purified recombinant fragment of human MB (AA: 34-126) expressed in E. Coli.

Background

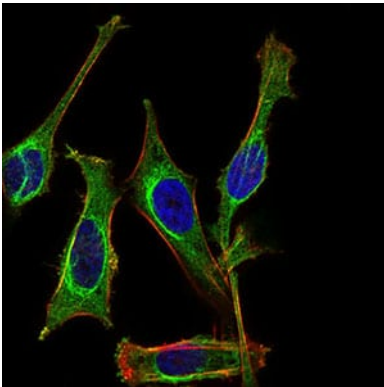
This gene encodes a member of the globin superfamily and is expressed in skeletal and cardiac muscles. The encoded protein is a haemoprotein contributing to intracellular oxygen storage and transcellular facilitated diffusion of oxygen. At least three alternatively spliced transcript variants encoding the same protein have been reported.

Research Area

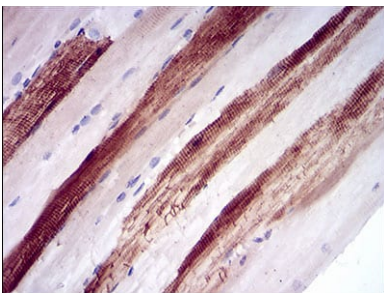
Image Data



Black line: Control Antigen (100 ng); Purple line: Antigen(10ng); Blue line: Antigen (50 ng); Red line: Antigen (100 ng);



Immunofluorescence analysis of HeLa cells using MB mouse mAb (green). Blue: DRAQ5 fluorescent DNA dye. Red: Actin filaments have been labeled with Alexa Fluor-555 phalloidin.



Immunohistochemical analysis of paraffin-embedded human muscle tissues using MB mouse mAb with DAB staining.