

Summary

Production Name	NT5E Mouse Monoclonal Antibody
Description	Mouse Monoclonal Antibody
Host	Mouse
Application	WB,IHC,FC,ELISA
Reactivity	Human,Mouse,Rat,Rabbit

Performance

Conjugation	Unconjugated
Modification	Unmodified
Isotype	Mouse IgG1
Clonality	Monoclonal
Form	Liquid
Storage	Store at 4°C short term. Aliquot and store at -20°C long term. Avoid freeze/thaw cycles.
Buffer	Purified antibody in PBS with 0.05% sodium azide.
Purification	Affinity Purification

Immunogen

Gene Name	NT5E
Alternative Names	NT; eN; NT5; NTE; eNT; CD73; E5NT; CALJA
Gene ID	4907.0
SwissProt ID	P21589.Purified recombinant fragment of human NT5E (AA: 30-250) expressed in E. Coli.

Application

Dilution Ratio	WB:1:500-1:2000,IHC:1:200-1:1000,FC:1:200-1:400,ELISA:1:10000
Molecular Weight	63.4kDa

Background

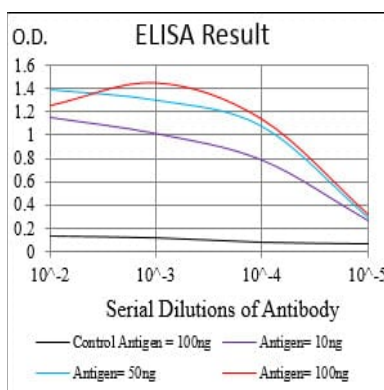
Product Name: NT5E Mouse Monoclonal Antibody
Catalog #: AMM81315



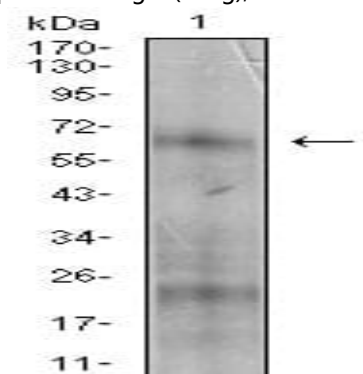
The protein encoded by this gene is a plasma membrane protein that catalyzes the conversion of extracellular nucleotides to membrane-permeable nucleosides. The encoded protein is used as a determinant of lymphocyte differentiation. Defects in this gene can lead to the calcification of joints and arteries. Two transcript variants encoding different isoforms have been found for this gene.

Research Area

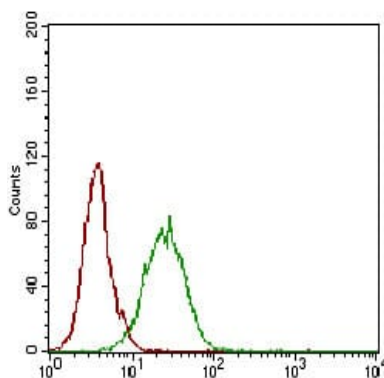
Image Data



Black line: Control Antigen (100 ng); Purple line: Antigen(10ng); Blue line: Antigen (50 ng); Red line: Antigen (100 ng);



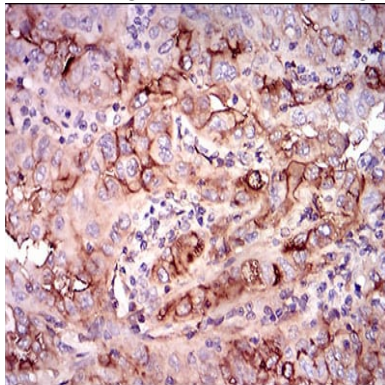
Western blot analysis using NT5E mouse mAb against A431 cell lysate.



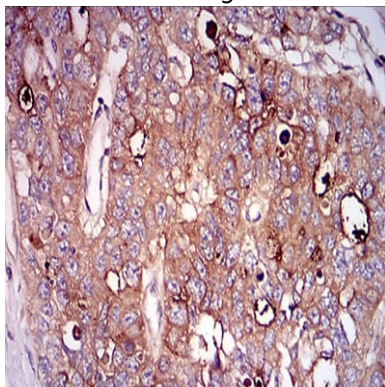
Product Name: NT5E Mouse Monoclonal Antibody
Catalog #: AMM81315



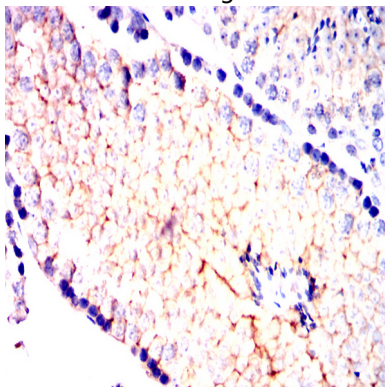
Flow cytometric analysis of A431 cells using NT5E mouse mAb (green) and negative control (red).



Immunohistochemical analysis of paraffin-embedded human endometrial cancer tissues using NT5E mouse mAb with DAB staining.

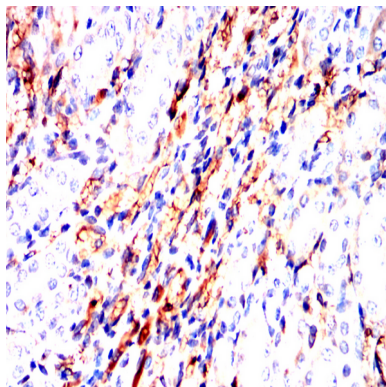


Immunohistochemical analysis of paraffin-embedded human esophageal cancer tissues using NT5E mouse mAb with DAB staining.

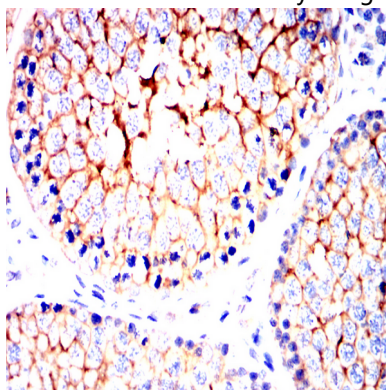


Immunohistochemical analysis of paraffin-embedded Mouse testis using NT5E mouse mAb with DAB staining.

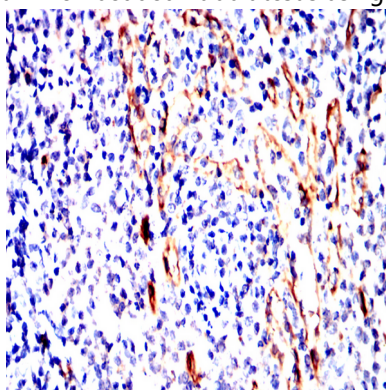
Product Name: NT5E Mouse Monoclonal Antibody
Catalog #: AMM81315



Immunohistochemical analysis of paraffin-embedded Rat kidney using NT5E mouse mAb with DAB staining.



Immunohistochemical analysis of paraffin-embedded Rabbit testis using NT5E mouse mAb with DAB staining.



Immunohistochemical analysis of paraffin-embedded Rabbit spleen using NT5E mouse mAb with DAB staining.

Note

For research use only.