
Product Name: Bpifa2 Mouse Monoclonal Antibody**Catalog #: AMM81310**

For research use only.

Summary

Description	Mouse monoclonal Antibody
Host	Mouse
Application	IHC,ELISA,FC
Reactivity	Human
Conjugation	Unconjugated
Modification	Unmodified
Isotype	Mouse IgG1
Clonality	Monoclonal
Form	Liquid
Concentration	1mg/ml
Storage	Aliquot and store at -20°C (valid for 12 months). Avoid freeze/thaw cycles.
Shipping	Ice bags
Buffer	Purified antibody in PBS with 0.05% sodium azide.
Purification	Affinity Purification

Application

Dilution Ratio	IHC 1:200-1:1000,ELISA 1:5000-1:20000,FC 1:200-1:400
Molecular Weight	24.8kDa

Antigen Information

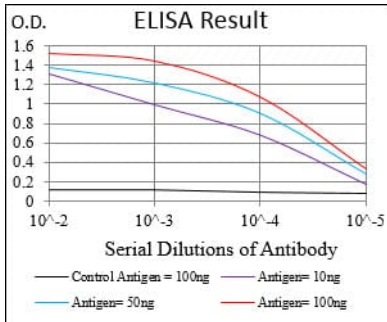
Gene Name	Bpifa2
Alternative Names	Psp; Bpifa2e;msplunc2
Gene ID	19194.0
SwissProt ID	P07743
Immunogen	Purified recombinant fragment of mouse mSplunc2 (AA: 16-169) expressed in E. Coli.

Background

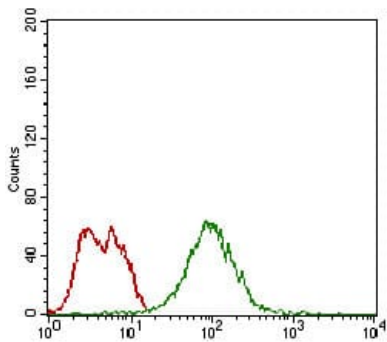
Bpifa2 has strong antibacterial activity against P. aeruginosa.

Research Area

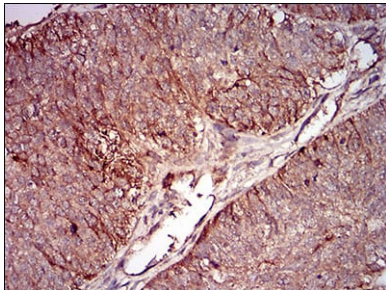
Image Data



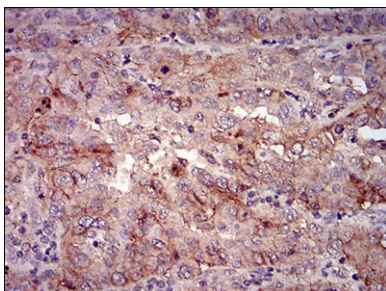
Black line: Control Antigen (100 ng); Purple line: Antigen(10ng); Blue line: Antigen (50 ng); Red line: Antigen (100 ng);



Flow cytometric analysis of MCF-7 cells using mSplunc2 mouse mAb (green) and negative control (red).



Immunohistochemical analysis of paraffin-embedded human ovarian cancer tissues using mSplunc2 mouse mAb with DAB staining.



Immunohistochemical analysis of paraffin-embedded human endometrial cancer tissues using mSplunc2 mouse mAb with DAB staining.