

Product Name: ONECUT3 Mouse Monoclonal Antibody**Catalog #: AMM81250**

For research use only.

Summary

Description	Mouse monoclonal Antibody
Host	Mouse
Application	IHC,ELISA
Reactivity	Human
Conjugation	Unconjugated
Modification	Unmodified
Isotype	Mouse IgG1
Clonality	Monoclonal
Form	Liquid
Concentration	1mg/ml
Storage	Aliquot and store at -20°C (valid for 12 months). Avoid freeze/thaw cycles.
Shipping	Ice bags
Buffer	Purified antibody in PBS with 0.05% sodium azide
Purification	Affinity Purification

Application

Dilution Ratio	IHC 1:200-1:1000,ELISA 1:5000-1:20000
Molecular Weight	50kDa

Antigen Information

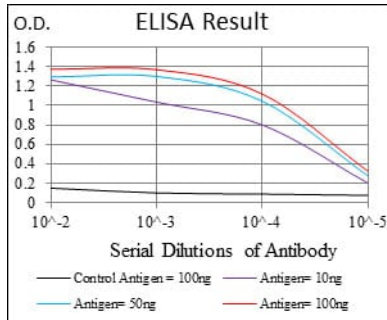
Gene Name	ONECUT3
Alternative Names	OC3
Gene ID	390874.0
SwissProt ID	O60422
Immunogen	Purified recombinant fragment of human ONECUT3 (AA: 350-455) expressed in E. Coli.

Background

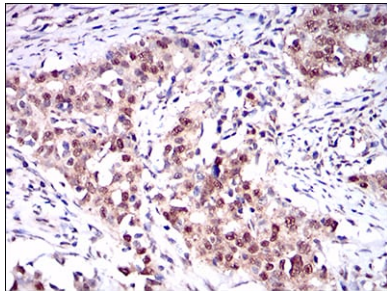
The protein encoded by this gene is a transcriptional activator. It can bind the consensus DNA sequence 5'-DHWATTGAYTWWD-3' on a variety of gene promoters such as those of HNF3B and TTR(By similarity).

Research Area

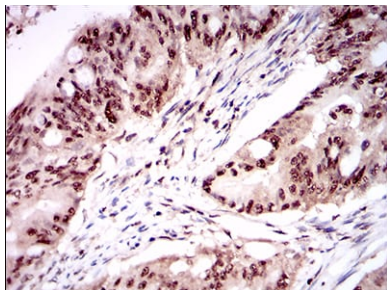
Image Data



Black line: Control Antigen (100 ng); Purple line: Antigen(10ng); Blue line: Antigen (50 ng); Red line: Antigen (100 ng);



Immunohistochemical analysis of paraffin-embedded human cervical cancer tissues using ONECUT3 mouse mAb with DAB staining.



Immunohistochemical analysis of paraffin-embedded human rectum cancer tissues using ONECUT3 mouse mAb with DAB staining.