

Product Name: FOXO1 Mouse Monoclonal Antibody
Catalog #: AMM81095



Summary

Production Name	FOXO1 Mouse Monoclonal Antibody
Description	Mouse Monoclonal Antibody
Host	Mouse
Application	WB,IHC,ICC,FC,ELISA
Reactivity	Human,Mouse,Rat,Rabbit,Monkey

Performance

Conjugation	Unconjugated
Modification	Unmodified
Isotype	Mouse IgG1
Clonality	Monoclonal
Form	Liquid
Storage	Store at 4°C short term. Aliquot and store at -20°C long term. Avoid freeze/thaw cycles.
Buffer	Purified antibody in PBS with 0.05% sodium azide
Purification	Affinity Purification

Immunogen

Gene Name	FOXO1
Alternative Names	FKH1; FKHR; FOXO1A
Gene ID	2308.0
SwissProt ID	Q12778.Purified recombinant fragment of human FOXO1 expressed in E. Coli.

Application

Dilution Ratio	WB:1:500-1:2000,IHC:1:200-1:1000,ICC:1:200-1:1000,FC:1:200-1:400,ELISA:1:10000
Molecular Weight	69.7kDa

Background

This gene belongs to the forkhead family of transcription factors which are characterized by a distinct forkhead domain.

Product Name: FOXO1 Mouse Monoclonal Antibody
Catalog #: AMM81095

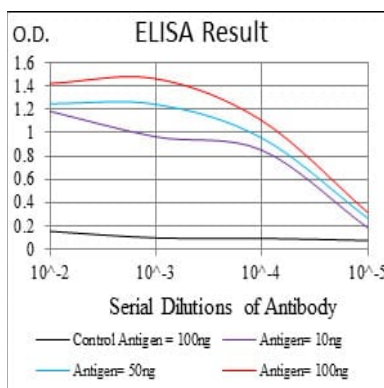


The specific function of this gene has not yet been determined; however, it may play a role in myogenic growth and differentiation. Translocation of this gene with PAX3 has been associated with alveolar rhabdomyosarcoma.

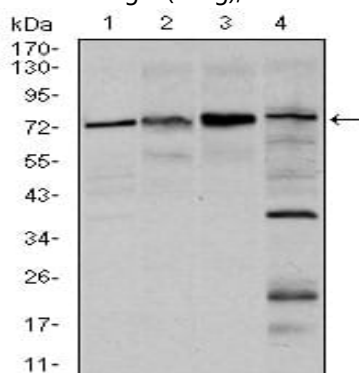
Research Area

Autophagy, Apoptosis

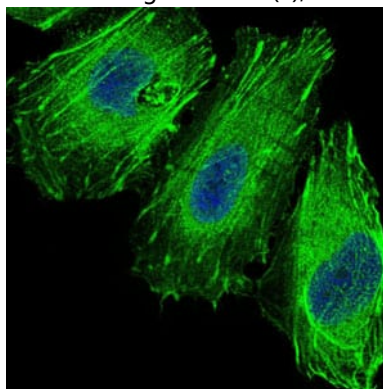
Image Data



Black line: Control Antigen (100 ng); Purple line: Antigen(10ng); Blue line: Antigen (50 ng); Red line: Antigen (100 ng);

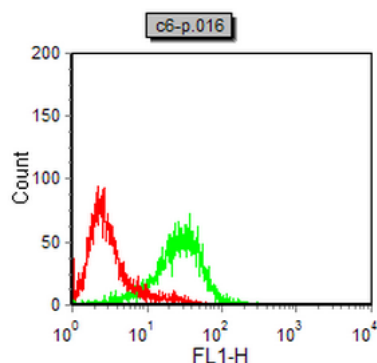


Western blot analysis using FOXO1 mouse mAb against HeLa (1), HEK293 (2), MCF-7(3), and C6 (4) cell lysate.

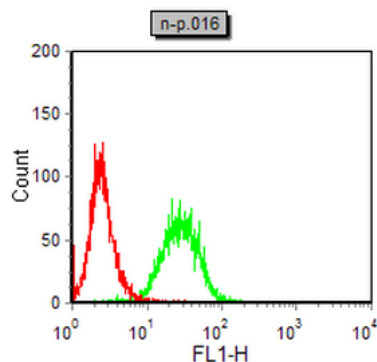


Immunofluorescence analysis of HeLa cells using FOXO1 mouse mAb (green). Blue: DRAQ5 fluorescent DNA dye.

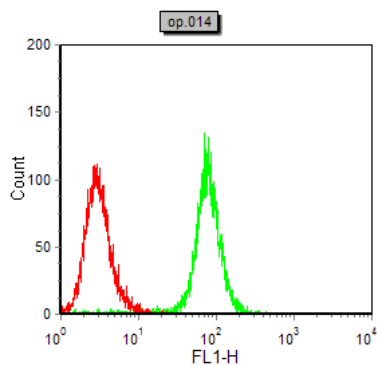
Product Name: FOXO1 Mouse Monoclonal Antibody
Catalog #: AMM81095



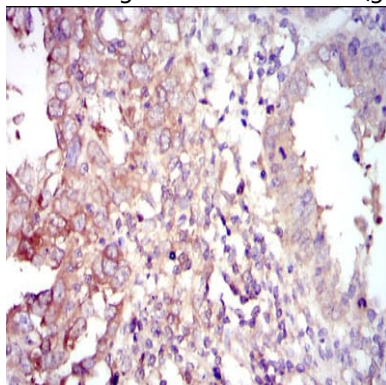
Flow cytometric analysis of C6 cells using FOXO1 mouse mAb (green) and negative control (red).



Flow cytometric analysis of NIH/3T3 cells using FOXO1 mouse mAb (green) and negative control (red).



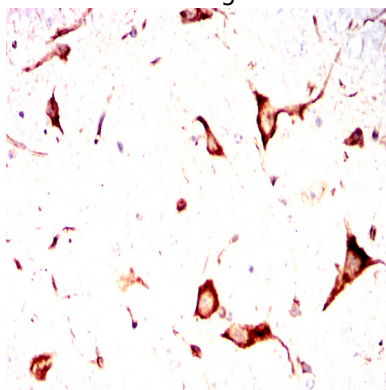
Flow cytometric analysis of COS7 cells using FOXO1 mouse mAb (green) and negative control (red).



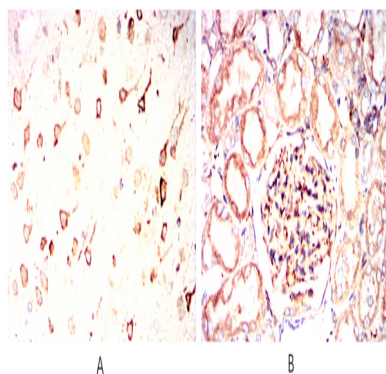
Product Name: FOXO1 Mouse Monoclonal Antibody
Catalog #: AMM81095



Immunohistochemical analysis of paraffin-embedded human intima cancer tissues using FOXO1 mouse mAb with DAB staining.



Immunohistochemical analysis of paraffin-embedded Mouse cerebellum using FOXO1 mouse mAb with DAB staining.



Immunohistochemical analysis of paraffin-embedded Rat brain(A)Rat kidney(B) using FOXO1 mouse mAb with DAB staining.

Note

For research use only.