
Product Name: PODXL Mouse Monoclonal Antibody**Catalog #: AMM80982**

For research use only.

Summary

Description	Mouse monoclonal Antibody
Host	Mouse
Application	IHC,ELISA,FC
Reactivity	Human
Conjugation	Unconjugated
Modification	Unmodified
Isotype	Mouse IgG1
Clonality	Monoclonal
Form	Liquid
Concentration	1mg/ml
Storage	Aliquot and store at -20°C (valid for 12 months). Avoid freeze/thaw cycles.
Shipping	Ice bags
Buffer	PBS containing 0.03% sodium azide.
Purification	Affinity Purification

Application

Dilution Ratio	IHC 1:200-1:1000,ELISA 1:5000-1:20000,FC 1:200-1:400
Molecular Weight	49kDa

Antigen Information

Gene Name	PODXL
Alternative Names	PC; PCLP; Gp200; PCLP-1; MGC138240
Gene ID	5420.0
SwissProt ID	O00592
Immunogen	Purified recombinant fragment of human PODXL expressed in E. Coli.

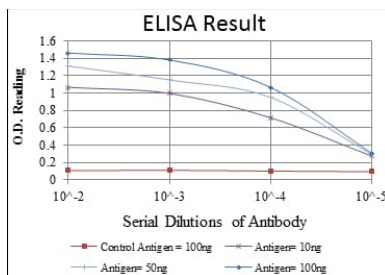
Background

This gene encodes a member of the sialomucin protein family. The encoded protein was originally identified as an important component of glomerular podocytes. Podocytes are highly differentiated epithelial cells with interdigitating foot processes covering the outer aspect of the glomerular basement membrane. Other biological activities of the encoded protein include:

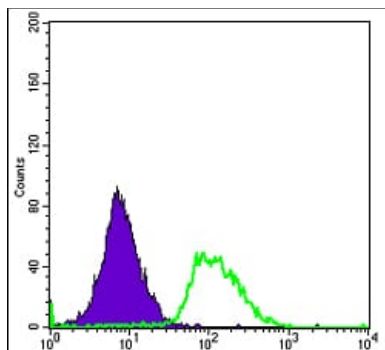
binding in a membrane protein complex with Na⁺/H⁺ exchanger regulatory factor to intracellular cytoskeletal elements, playing a role in hematopoietic cell differentiation, and being expressed in vascular endothelium cells and binding to L-selectin. (provided by RefSeq) Tissue specificity: Glomerular epithelium cell (podocyte)

Research Area

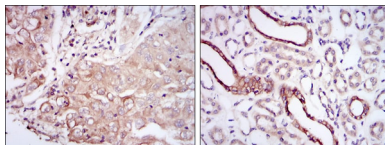
Image Data



Red: Control Antigen (100ng); Purple: Antigen (10ng); Green: Antigen (50ng); Blue: Antigen (100ng);



Flow cytometric analysis of HeLa cells using PODXL mouse mAb (green) and negative control (purple).



Immunohistochemical analysis of paraffin-embedded human lung cancer tissues (left) and kidney tissues (right) using PODXL mouse mAb with DAB staining.