

Product Name: ETS1 Mouse Monoclonal Antibody
Catalog #: AMM80826



Summary

Production Name	ETS1 Mouse Monoclonal Antibody
Description	Mouse Monoclonal Antibody
Host	Mouse
Application	WB,IHC,ICC,FC,ELISA
Reactivity	Human

Performance

Conjugation	Unconjugated
Modification	Unmodified
Isotype	Mouse IgG1
Clonality	Monoclonal
Form	Liquid
Storage	Store at 4°C short term. Aliquot and store at -20°C long term. Avoid freeze/thaw cycles.
Buffer	Purified antibody in PBS with 0.05% sodium azide.
Purification	Affinity Purification

Immunogen

Gene Name	ETS1
Alternative Names	ETS-1; EWSR2; FLJ10768; ETS1
Gene ID	2113.0
SwissProt ID	P14921.Purified recombinant fragment of human ETS1 expressed in E. Coli.

Application

Dilution Ratio	WB:1:500-1:2000,IHC:1:200-1:1000,ICC:1:200-1:1000,FC:1:200-1:400,ELISA:1:10000
Molecular Weight	50.4kDa

Background

The ETS1 is a transcription factor known to regulate expression of a number of genes involved in extracellular matrix

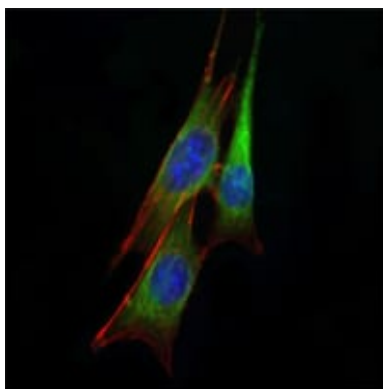
Product Name: ETS1 Mouse Monoclonal Antibody
Catalog #: AMM80826



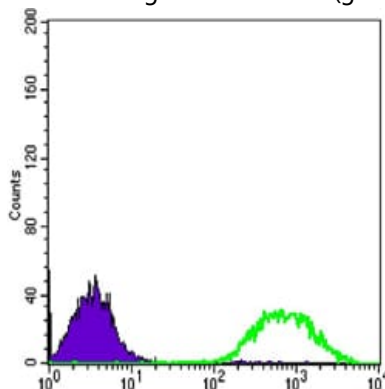
remodeling. ETS1 is absent from normal gastric epithelium but is expressed in approximately 60% of gastric carcinomas and oral squamous cell carcinomas with a significant correlation to the tumor stage.

Research Area

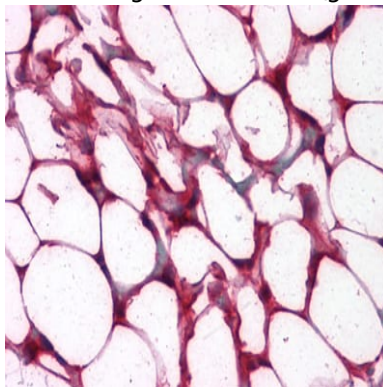
Image Data



Immunofluorescence analysis of NIH/3T3 cells using anti-ETS1 mAb (green). Blue: DRAQ5 fluorescent DNA dye.



Flow cytometric analysis of Jurkat cells using anti-ETS1 mAb (green) and negative control (purple).



Immunohistochemical analysis of paraffin-embedded human Colon, Adipocytes tissues using anti-ETS1 mouse mAb

Product Name: ETS1 Mouse Monoclonal Antibody
Catalog #: AMM80826



Note

For research use only.