

Product Name: GSK3 beta Mouse Monoclonal Antibody
Catalog #: AMM03710



Summary

Production Name	GSK3 beta Mouse Monoclonal Antibody
Description	Mouse Monoclonal Antibody
Host	Mouse
Application	WB,IHC-P,FC
Reactivity	Human,Mouse,Rat

Performance

Conjugation	Unconjugated
Modification	Unmodified
Isotype	IgG1
Clonality	Monoclonal
Form	Liquid
Storage	Store at 4°C short term. Aliquot and store at -20°C long term. Avoid freeze/thaw cycles.
Buffer	Liquid in PBS containing 50% glycerol, 0.5% protective protein and 0.02% sodium azide, pH 7.3.
Purification	Affinity Purification

Immunogen

Gene Name	GSK3B
Alternative Names	GSK3B; Glycogen synthase kinase-3 beta; GSK-3 beta; Serine/threonine-protein kinase
Gene ID	2932
SwissProt ID	P49841.

Application

Dilution Ratio	WB: 1:500-1:1000 IHC: 1:50-1:100 FC: 1:50-1:100
Molecular Weight	Calculated MW: 47 kDa; Observed MW: 47 kDa

Product Name: GSK3 beta Mouse Monoclonal Antibody
Catalog #: AMM03710



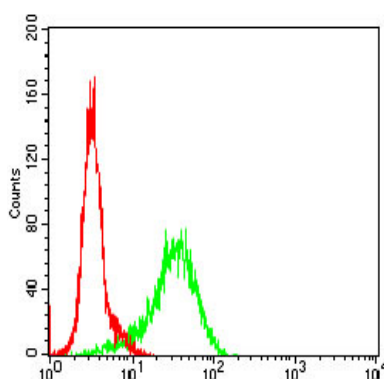
Background

Glycogen synthase kinase-3 (GSK3) is a proline-directed serine-threonine kinase that was initially identified as a phosphorylating and inactivating glycogen synthase. GSK3B is involved in energy metabolism, neuronal cell development, and body pattern formation. In skeletal muscle, it contributes to insulin regulation of glycogen synthesis by phosphorylating and inhibiting GYS1 activity and hence glycogen synthesis.

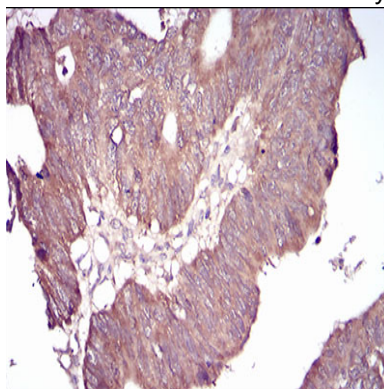
Research Area

Neuroscience

Image Data

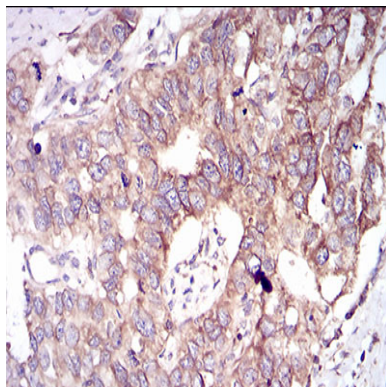


Flow Cytometry analysis of NIH/3T3 cells stained with GSK3B antibody (green) and negative control (red).

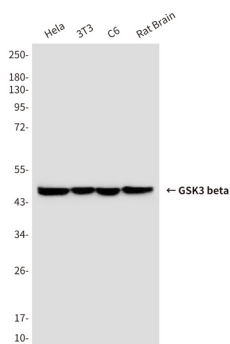


Immunohistochemistry analysis of paraffin-embedded rectum cancer tissues using GSK3B antibody with DAB staining. High-pressure and temperature Sodium Citrate pH 6.0 was used for antigen retrieval.

Product Name: GSK3 beta Mouse Monoclonal Antibody
Catalog #: AMM03710



Immunohistochemistry analysis of paraffin-embedded esophageal cancer tissues using GSK3B antibody with DAB staining. High-pressure and temperature Sodium Citrate pH 6.0 was used for antigen retrieval.



Western blot analysis of GSK3B antibody in HeLa, 3T3, C6, rat Brain lysates using GSK3B antibody.

Note

For research use only.