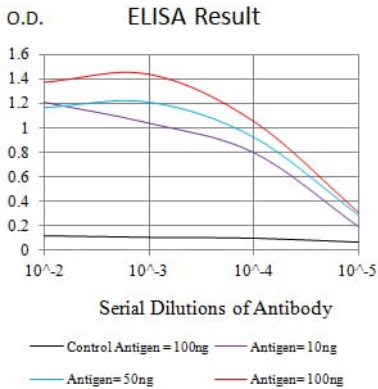


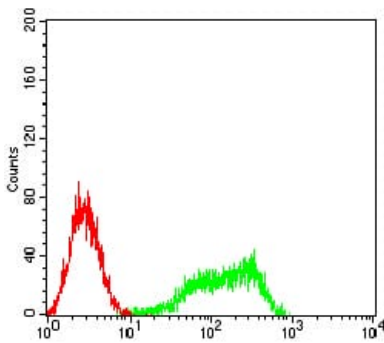
은EGF-TM7 유전자함께클로노를형성하고있다

연구 분야

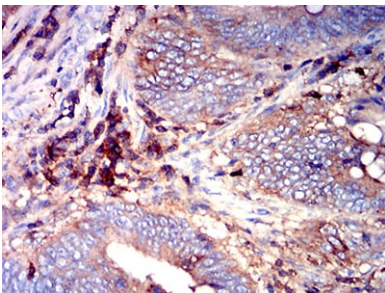
이미지 데이터



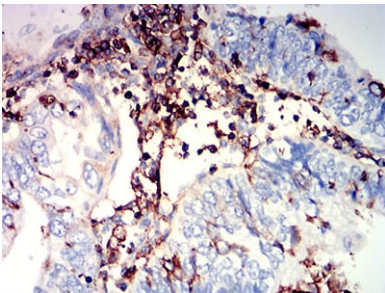
검색선 농도(100ng); 보색선 농도(10ng); 파색선 농도(50ng); 빨색선 농도(100ng)



CD97 마우스클항체(녹색)와음대조(빨색)를사용하여HL-60 세포유세포분석으로분석결과



피부에포도암인장양조직에대한CD97 마우스클항체DAB 염색이행한면역조직화학분석



피부에포도암인장양조직에대한CD97 마우스클항체DAB 염색이행한면역조직화학분석