

Product Name: VPS72 Rabbit Polyclonal Antibody
Catalog #: APRab19838



Summary

Production Name	VPS72 Rabbit Polyclonal Antibody
Description	Rabbit Polyclonal Antibody
Host	Rabbit
Application	WB,IHC-P,IF-P,IF-F,ICC/IF,ELISA
Reactivity	Human,Mouse

Performance

Conjugation	Unconjugated
Modification	Unmodified
Isotype	IgG
Clonality	Polyclonal
Form	Liquid
Storage	Store at 4°C short term. Aliquot and store at -20°C long term. Avoid freeze/thaw cycles.
Buffer	Liquid in PBS containing 50% glycerol, 0.5% BSA and 0.02% New type preservative N.
Purification	Affinity purification

Immunogen

Gene Name	VPS72
Alternative Names	VPS72; TCFL1; YL1; Vacuolar protein sorting-associated protein 72 homolog; Protein YL-1; Transcription factor-like 1
Gene ID	6944.0
SwissProt ID	Q15906.The antiserum was produced against synthesized peptide derived from human VPS72. AA range:131-180

Application

Dilution Ratio	WB 1:500-1:2000, IHC-P 1:100-1:300, IF-P/IF-F/ICC/IF 1:200-1:1000, ELISA 1:40000.Not yet tested in other applications.
Molecular Weight	41kDa

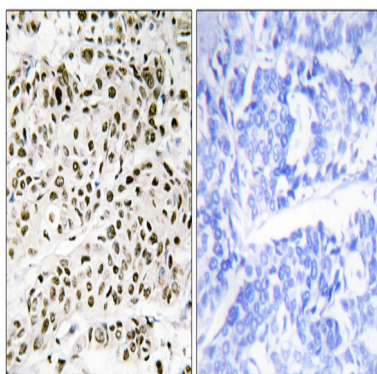
Background

The protein encoded by this gene is a shared subunit of two multi-component complexes, the histone acetyltransferase complex TRRAP/TIP60 as well as the chromatin remodeling SRCAP-containing complex. The TRRAP/TIP60 complex acetylates nucleosomal histones important for transcriptional regulation, double strand DNA break repair and apoptosis. The SRCAP-containing complex catalyzes the exchange of histone H2A with the histone variant Htz1 (H2AFZ) into nucleosomes. This protein may be responsible for binding H2AFZ, which has a role in chromosome segregation. This protein may also have a role in regulating long-term hematopoietic stem cell activity. Alternative splicing results in multiple transcript variants that encode different protein isoforms. [provided by RefSeq, Aug 2012],function:Could be a DNA-binding transcriptional regulator. May be involved in chromatin modification and remodeling.,PTM:Phosphorylated upon DNA damage, probably by ATM or ATR.,similarity:Belongs to the VPS72/YL1 family.,subunit:Component of the NuA4 histone acetyltransferase complex which contains the catalytic subunit HTATIP/TIP60 and the subunits EP400, TRRAP/PAF400, BRD8/SMAP, EPC1, DMAP1/DNMAP1, RUVBL1/TIP49, RUVBL2, ING3, actin, ACTL6A/BAF53A, MORF4L1/MRG15, MORF4L2/MRGX, MRGBP, YEATS4/GAS41 and VPS72/YL1. Component of a NuA4-related complex which contains EP400, TRRAP/PAF400, SRCAP, BRD8/SMAP, EPC1, DMAP1/DNMAP1, RUVBL1/TIP49, RUVBL2, actin, ACTL6A/BAF53A, VPS72 and YEATS4/GAS41. Also part of a multiprotein complex which contains SRCAP and which binds to H2AFZ/H2AZ,

Research Area

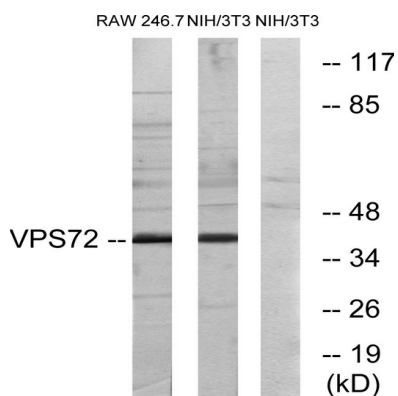
Stem cell pathway; Protein_Acetylation

Image Data

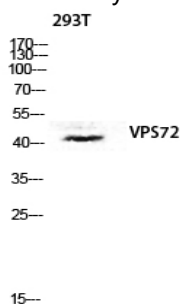


Immunohistochemistry analysis of paraffin-embedded human breast carcinoma tissue, using VPS72 Antibody. The picture on the right is blocked with the synthesized peptide.

Product Name: VPS72 Rabbit Polyclonal Antibody
Catalog #: APRab19838



Western blot analysis of lysates from RAW264.7 and NIH/3T3 cells, using VPS72 Antibody. The lane on the right is blocked with the synthesized peptide.



Western blot analysis of 293T lysis using VPS72 antibody. Antibody was diluted at 1:1000. Secondary antibody was diluted at 1:20000 cells nucleus extracted by Minute TM Cytoplasmic and Nuclear Fractionation kit (SC-003, Invent biotech, MN, USA) .

Note

For research use only.