

Product Name: TSSK 4 Rabbit Polyclonal Antibody
Catalog #: APRab19376



Summary

Production Name	TSSK 4 Rabbit Polyclonal Antibody
Description	Rabbit Polyclonal Antibody
Host	Rabbit
Application	WB,ELISA
Reactivity	Human,Mouse

Performance

Conjugation	Unconjugated
Modification	Unmodified
Isotype	IgG
Clonality	Polyclonal
Form	Liquid
Storage	Store at 4°C short term. Aliquot and store at -20°C long term. Avoid freeze/thaw cycles.
Buffer	Liquid in PBS containing 50% glycerol, 0.5% BSA and 0.02% New type preservative N.
Purification	Affinity purification

Immunogen

Gene Name	TSSK4
Alternative Names	TSSK4; C14orf20; STK22E; TSSK5; Testis-specific serine/threonine-protein kinase 4; TSK-4; TSSK-4; Testis-specific kinase 4; Serine/threonine-protein kinase 22E
Gene ID	283629.0
SwissProt ID	Q6SA08.The antiserum was produced against synthesized peptide derived from human TSSK4. AA range:211-260

Application

Dilution Ratio	WB 1:500-1:2000, ELISA 1:10000.Not yet tested in other applications.
Molecular Weight	40kDa

Product Name: TSSK 4 Rabbit Polyclonal Antibody
Catalog #: AP Rab19376

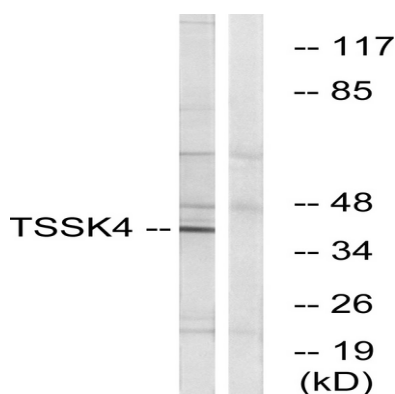


Background

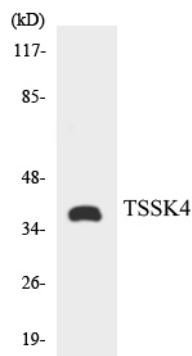
This gene encodes a member of the testis-specific serine/threonine kinase family. The encoded protein is thought to be involved in spermatogenesis via stimulation of the CREB/CRE responsive pathway through phosphorylation of the cAMP responsive element binding protein transcription factor. Alternative splicing results in multiple transcript variants.[provided by RefSeq, May 2010],catalytic activity:ATP + a protein = ADP + a phosphoprotein.,cofactor:Magnesium.,enzyme regulation:Activated by phosphorylation on Thr-197, potentially by autophosphorylation.,function:May be involved in a signaling pathway during male germ cell development or mature sperm function (By similarity). Phosphorylates CREB1 on Ser-133 and stimulates downstream signaling.,PTM:Autophosphorylated (By similarity). Phosphorylated upon DNA damage, probably by ATM or ATR.,similarity:Belongs to the protein kinase superfamily. CAMK Ser/Thr protein kinase family.,similarity:Contains 1 protein kinase domain.,tissue specificity:Expressed only in the testis.,

Research Area

Image Data

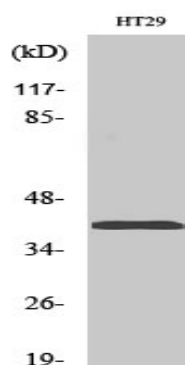


Western blot analysis of lysates from HT-29 cells, using TSSK4 Antibody. The lane on the right is blocked with the synthesized peptide.



Western blot analysis of the lysates from HT-29 cells using TSSK4 antibody.

Product Name: TSSK 4 Rabbit Polyclonal Antibody
Catalog #: APRab19376



Western Blot analysis of various cells using TSSK 4 Polyclonal Antibody. Secondary antibody was diluted at 1:20000

Note

For research use only.