

**Product Name: Olfactory receptor 10X1 Rabbit  
Polyclonal Antibody**  
**Catalog #: APRab15152**

---

## Summary

<b>Production Name</b>	Olfactory receptor 10X1 Rabbit Polyclonal Antibody
<b>Description</b>	Rabbit Polyclonal Antibody
<b>Host</b>	Rabbit
<b>Application</b>	WB,IF-P,IF-F,ICC/IF,ELISA
<b>Reactivity</b>	Human,Rat,Mouse

## Performance

<b>Conjugation</b>	Unconjugated
<b>Modification</b>	Unmodified
<b>Isotype</b>	IgG
<b>Clonality</b>	Polyclonal
<b>Form</b>	Liquid
<b>Storage</b>	Store at 4°C short term. Aliquot and store at -20°C long term. Avoid freeze/thaw cycles.
<b>Buffer</b>	Liquid in PBS containing 50% glycerol, 0.5% BSA and 0.02% New type preservative N.
<b>Purification</b>	Affinity purification

## Immunogen

<b>Gene Name</b>	OR10X1
<b>Alternative Names</b>	
<b>Gene ID</b>	128367.0
<b>SwissProt ID</b>	Q8NGY0/Q8NGX7.The antiserum was produced against synthesized peptide derived from human OR10X1. AA range:216-265

## Application

<b>Dilution Ratio</b>	WB 1:500-1:2000, IF-P/IF-F/ICC/IF 1:200-1:1000, ELISA 1:40000.Not yet tested in other applications.
<b>Molecular Weight</b>	28kDa

**Product Name: Olfactory receptor 10X1 Rabbit  
Polyclonal Antibody  
Catalog #: APRab15152**

---



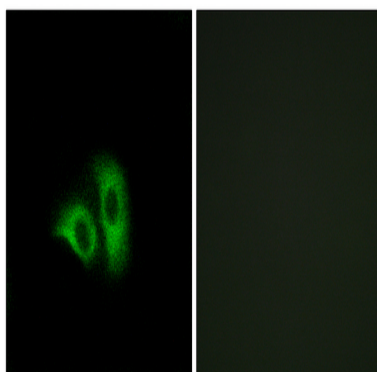
## Background

Olfactory receptors interact with odorant molecules in the nose, to initiate a neuronal response that triggers the perception of a smell. The olfactory receptor proteins are members of a large family of G-protein-coupled receptors (GPCR) arising from single coding-exon genes. Olfactory receptors share a 7-transmembrane domain structure with many neurotransmitter and hormone receptors and are responsible for the recognition and G protein-mediated transduction of odorant signals. The olfactory receptor gene family is the largest in the genome. The nomenclature assigned to the olfactory receptor genes and proteins for this organism is independent of other organisms. This olfactory receptor gene is a segregating pseudogene, where some individuals have an allele that encodes a functional olfactory receptor, while other individuals have an allele encoding a function: Odorant receptor „polymorphism: A stop codon at position Trp-66 in the gene coding for this protein is responsible for functional diversity thus producing a pseudogene. The stop codon is more frequent in African-Americans than in non-Africans., similarity: Belongs to the G-protein coupled receptor 1 family.,

## Research Area

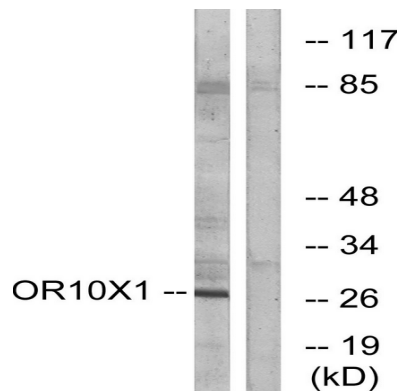
Olfactory transduction;

## Image Data




Immunofluorescence analysis of A549 cells, using OR10X1 Antibody. The picture on the right is blocked with the synthesized peptide.

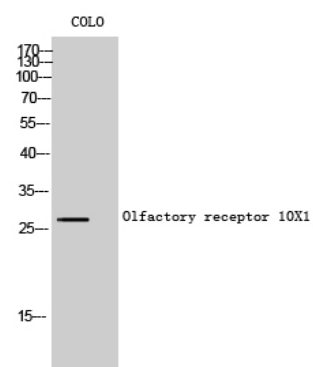
**Product Name: Olfactory receptor 10X1 Rabbit  
Polyclonal Antibody  
Catalog #: APRab15152**



Western blot analysis of lysates from COLO cells, using OR10X1 Antibody. The lane on the right is blocked with the synthesized peptide.



Western blot analysis of the lysates from Jurkat cells using OR10X1 antibody.



Western Blot analysis of COLO cells using Olfactory receptor 10X1 Polyclonal Antibody

## Note

For research use only.