

**Product Name: DGAT2L3 Rabbit Polyclonal Antibody**  
**Catalog #: APRab09939**



## Summary

<b>Production Name</b>	DGAT2L3 Rabbit Polyclonal Antibody
<b>Description</b>	Rabbit Polyclonal Antibody
<b>Host</b>	Rabbit
<b>Application</b>	WB,ELISA
<b>Reactivity</b>	Human,Rat,Mouse

## Performance

<b>Conjugation</b>	Unconjugated
<b>Modification</b>	Unmodified
<b>Isotype</b>	IgG
<b>Clonality</b>	Polyclonal
<b>Form</b>	Liquid
<b>Storage</b>	Store at 4°C short term. Aliquot and store at -20°C long term. Avoid freeze/thaw cycles.
<b>Buffer</b>	Liquid in PBS containing 50% glycerol, 0.5% BSA and 0.02% New type preservative N.
<b>Purification</b>	Affinity purification

## Immunogen

<b>Gene Name</b>	AWAT1
<b>Alternative Names</b>	AWAT1; DGA2; DGAT2L3; Acyl-CoA wax alcohol acyltransferase 1; Diacylglycerol O-acyltransferase 2-like protein 3; Diacylglycerol acyltransferase 2; Long-chain-alcohol O-fatty-acyltransferase 1
<b>Gene ID</b>	158833.0
<b>SwissProt ID</b>	Q58HT5.The antiserum was produced against synthesized peptide derived from human AWAT1. AA range:261-310

## Application

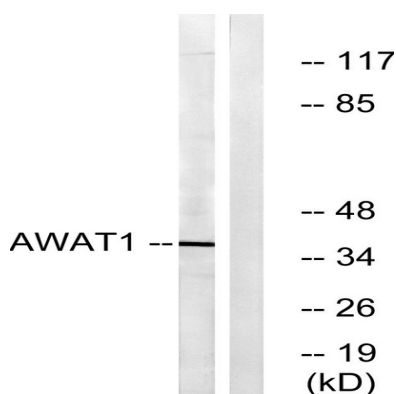
<b>Dilution Ratio</b>	WB 1:500-1:2000, ELISA 1:5000.Not yet tested in other applications.
<b>Molecular Weight</b>	39kDa

## Background

The protein encoded by this gene belongs to the diacylglycerol acyltransferase family. It esterifies long chain (wax) alcohols with acyl-CoA-derived fatty acids to produce wax esters. Wax esters are enriched in sebum, suggesting that this enzyme plays a central role in lipid metabolism in skin. Consistent with this observation, this protein is predominantly expressed in the sebaceous gland of the skin. [provided by RefSeq, Sep 2009],catalytic activity:Acyl-CoA + a long-chain alcohol = CoA + a long-chain ester.,function:Acyltransferase that predominantly esterify long chain (wax) alcohols with acyl-CoA-derived fatty acids to produce wax esters. Wax esters are enriched in sebum, suggesting that it plays a central role in lipid metabolism in skin. Has a preference for arachidyl alcohol as well as decyl alcohol, demonstrating its relatively poor activity using saturated long chain alcohols (C16, C18, and C20).,similarity:Belongs to the diacylglycerol acyltransferase family.,tissue specificity:Predominantly expressed in skin, where it is limited to the sebaceous gland. Expressed in more mature, centrally located cells just before their rupture and sebum release. Also expressed in all tissues except spleen. Expressed at higher level in thymus, prostate and testis.,


## Research Area

## Image Data




Western blot analysis of lysates from 293 cells, using AWAT1 Antibody. The lane on the right is blocked with the synthesized peptide.

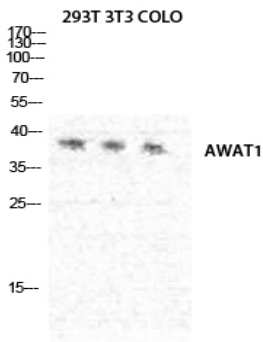
**Product Name: DGAT2L3 Rabbit Polyclonal Antibody**  
**Catalog #: APRab09939**



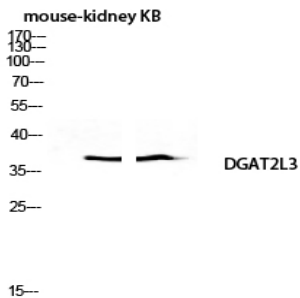
Western blot analysis of the lysates from HT-29 cells using AWAT1 antibody.



Western Blot analysis of 293 cells using DGAT2L3 Polyclonal Antibody diluted at 1: 1000



Western Blot analysis of 293T NIH-3T3 COLO cells using DGAT2L3 Polyclonal Antibody diluted at 1: 1000



**Product Name: DGAT2L3 Rabbit Polyclonal Antibody**  
**Catalog #: APRab09939**



---

Western blot analysis of mouse-kidney KB lysis using DGAT2L3 antibody. Antibody was diluted at 1:1000

**Note**

For research use only.