

Product Name: CD200 Rabbit Polyclonal Antibody
Catalog #: APRab08271



Summary

Production Name	CD200 Rabbit Polyclonal Antibody
Description	Rabbit Polyclonal Antibody
Host	Rabbit
Application	WB,IHC-P,IF-P,IF-F,ICC/IF,ELISA
Reactivity	Human,Rat,Mouse

Performance

Conjugation	Unconjugated
Modification	Unmodified
Isotype	IgG
Clonality	Polyclonal
Form	Liquid
Storage	Store at 4°C short term. Aliquot and store at -20°C long term. Avoid freeze/thaw cycles.
Buffer	Liquid in PBS containing 50% glycerol, 0.5% BSA and 0.02% New type preservative N.
Purification	Affinity purification

Immunogen

Gene Name	CD200
Alternative Names	CD200; MOX1; MOX2; My033; OX-2 membrane glycoprotein; CD200
Gene ID	4345.0
SwissProt ID	P41217.The antiserum was produced against synthesized peptide derived from the Internal region of human CD200. AA range:171-220

Application

Dilution Ratio	WB 1:500-1:2000, IHC-P 1:100-1:300, ELISA 1:20000, IF-P/IF-F/ICC/IF 1:50-200
Molecular Weight	31kDa

Background


Product Name: CD200 Rabbit Polyclonal Antibody
Catalog #: APRab08271



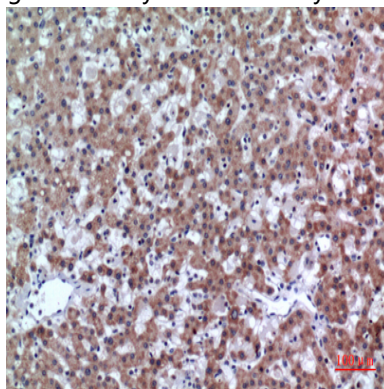
This gene encodes a type I membrane glycoprotein containing two extracellular immunoglobulin domains, a transmembrane and a cytoplasmic domain. This gene is expressed by various cell types, including B cells, a subset of T cells, thymocytes, endothelial cells, and neurons. The encoded protein plays an important role in immunosuppression and regulation of anti-tumor activity. Alternative splicing results in multiple transcript variants encoding different isoforms. [provided by RefSeq, Jan 2016],function:Costimulates T-cell proliferation. May regulate myeloid cell activity in a variety of tissues.,similarity:Contains 1 Ig-like C2-type (immunoglobulin-like) domain.,similarity:Contains 1 Ig-like V-type (immunoglobulin-like) domain.,subunit:Interacts with CD200R1.,

Research Area

Image Data

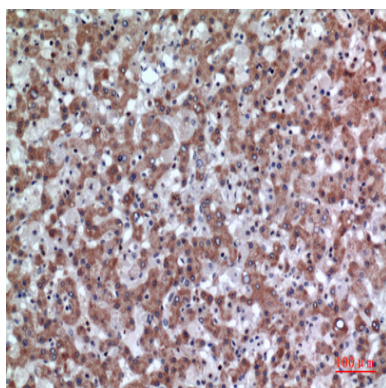


Western Blot analysis of PC12 cells using CD200 Polyclonal Antibody.. Secondary antibody was diluted at 1:20000

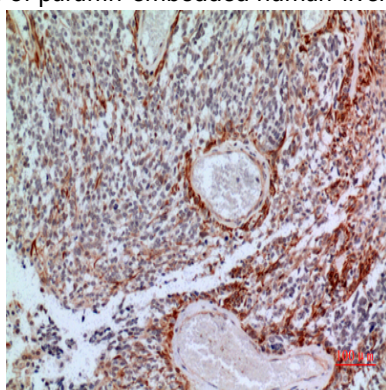


Immunohistochemical analysis of paraffin-embedded human-liver, antibody was diluted at 1:100

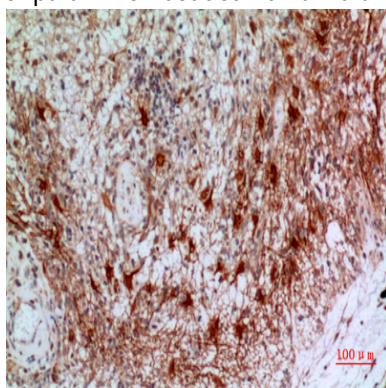
Product Name: CD200 Rabbit Polyclonal Antibody
Catalog #: APRab08271



Immunohistochemical analysis of paraffin-embedded human-liver, antibody was diluted at 1:100



Immunohistochemical analysis of paraffin-embedded human-brain, antibody was diluted at 1:100



Immunohistochemical analysis of paraffin-embedded human-brain, antibody was diluted at 1:100

Note

For research use only.