

Product Name: CA XIII Rabbit Polyclonal Antibody
Catalog #: APRab07775



Summary

Production Name	CA XIII Rabbit Polyclonal Antibody
Description	Rabbit Polyclonal Antibody
Host	Rabbit
Application	WB,ELISA
Reactivity	Human,Mouse

Performance

Conjugation	Unconjugated
Modification	Unmodified
Isotype	IgG
Clonality	Polyclonal
Form	Liquid
Storage	Store at 4°C short term. Aliquot and store at -20°C long term. Avoid freeze/thaw cycles.
Buffer	Liquid in PBS containing 50% glycerol, 0.5% BSA and 0.02% New type preservative N.
Purification	Affinity purification

Immunogen

Gene Name	CA13
Alternative Names	CA13; Carbonic anhydrase 13; Carbonate dehydratase XIII; Carbonic anhydrase XIII; CA-XIII
Gene ID	377677.0
SwissProt ID	Q8N1Q1.The antiserum was produced against synthesized peptide derived from human CA13. AA range:141-190

Application

Dilution Ratio	WB 1:500-1:2000, ELISA 1:10000.Not yet tested in other applications.
Molecular Weight	35kDa

Product Name: CA XIII Rabbit Polyclonal Antibody
Catalog #: APRab07775



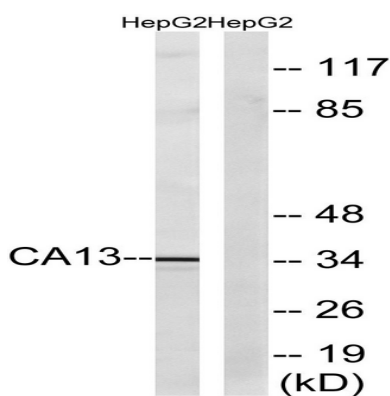
Background

Carbonic anhydrases (CAs) are a family of zinc metalloenzymes. For background information on the CA family, see MIM 114800.[supplied by OMIM, Mar 2008],catalytic activity:H(2)CO(3) = CO(2) + H(2)O.,cofactor:Zinc.,function:Reversible hydration of carbon dioxide.,similarity:Belongs to the alpha-carbonic anhydrase family.,tissue specificity:Expressed in thymus, small intestine, spleen, prostate, ovary, colon and testis.,


Research Area

Nitrogen metabolism;

Image Data

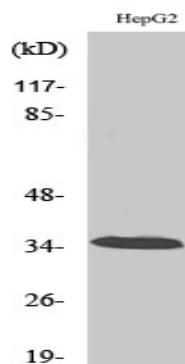


Western blot analysis of lysates from HepG2 cells, using CA13 Antibody. The lane on the right is blocked with the synthesized peptide.



Western blot analysis of the lysates from K562 cells using CA13 antibody.

Product Name: CA XIII Rabbit Polyclonal Antibody
Catalog #: APRab07775



Western Blot analysis of various cells using CA XIII Polyclonal Antibody

Note

For research use only.