

## Summary

<b>Production Name</b>	BMP-3A Rabbit Polyclonal Antibody
<b>Description</b>	Rabbit Polyclonal Antibody
<b>Host</b>	Rabbit
<b>Application</b>	WB,ELISA
<b>Reactivity</b>	Human,Rat,Mouse

## Performance

<b>Conjugation</b>	Unconjugated
<b>Modification</b>	Unmodified
<b>Isotype</b>	IgG
<b>Clonality</b>	Polyclonal
<b>Form</b>	Liquid
<b>Storage</b>	Store at 4°C short term. Aliquot and store at -20°C long term. Avoid freeze/thaw cycles.
<b>Buffer</b>	Liquid in PBS containing 50% glycerol, 0.5% BSA and 0.02% New type preservative N.
<b>Purification</b>	Affinity purification

## Immunogen

<b>Gene Name</b>	BMP3
<b>Alternative Names</b>	BMP3; BMP3A; Bone morphogenetic protein 3; BMP-3; Bone morphogenetic protein 3A; BMP-3A; Osteogenin
<b>Gene ID</b>	651.0
<b>SwissProt ID</b>	P12645.The antiserum was produced against synthesized peptide derived from human BMP3. AA range:281-330

## Application


<b>Dilution Ratio</b>	WB 1:500-1:2000, ELISA 1:5000.Not yet tested in other applications.
<b>Molecular Weight</b>	55kDa

## Background

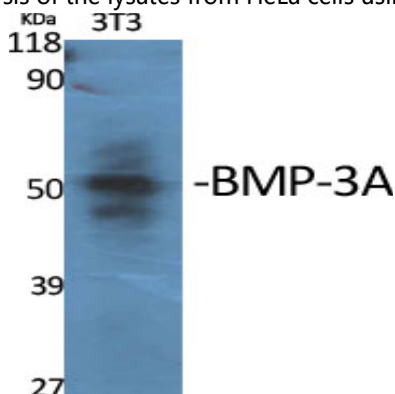
This gene encodes a secreted ligand of the TGF-beta (transforming growth factor-beta) superfamily of proteins. Ligands of this family bind various TGF-beta receptors leading to recruitment and activation of SMAD family transcription factors that regulate gene expression. The encoded preproprotein is proteolytically processed to generate each subunit of the disulfide-linked homodimer. This protein suppresses osteoblast differentiation, and negatively regulates bone density, by modulating TGF-beta receptor availability to other ligands. [provided by RefSeq, Jul 2016],function:Negatively regulates bone density. Antagonizes the ability of certain osteogenic BMPs to induce osteoprogenitor differentiation and ossification.,induction:Highly expressed in fracture tissue, particularly in osteoblasts, osteoclasts and chondroblasts.,online information:Bone morphogenetic protein 3 entry,similarity:Belongs to the TGF-beta family.,subunit:Homodimer; disulfide-linked.,tissue specificity:Expressed in adult and fetal cartilage.,

## Research Area

## Image Data



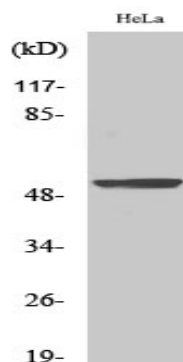
Western blot analysis of the lysates from HeLa cells using BMP3 antibody.



Western Blot analysis of various cells using BMP-3A Polyclonal Antibody

**Product Name: BMP-3A Rabbit Polyclonal Antibody**  
**Catalog #: APRab07595**

---



Western Blot analysis of HepG2 cells using BMP-3A Polyclonal Antibody

### **Note**

For research use only.