

Product Name: AQP12 Rabbit Polyclonal Antibody
Catalog #: APRab07069



Summary

Production Name	AQP12 Rabbit Polyclonal Antibody
Description	Rabbit Polyclonal Antibody
Host	Rabbit
Application	WB,ELISA
Reactivity	Human,Rat,Mouse

Performance

Conjugation	Unconjugated
Modification	Unmodified
Isotype	IgG
Clonality	Polyclonal
Form	Liquid
Storage	Store at 4°C short term. Aliquot and store at -20°C long term. Avoid freeze/thaw cycles.
Buffer	Liquid in PBS containing 50% glycerol, 0.5% BSA and 0.02% New type preservative N.
Purification	Affinity purification

Immunogen

Gene Name	AQP12A/AQP12B
Alternative Names	AQP12A; AQP12; AQPX2; Aquaporin-12A; AQP-12; AQP12B; Aquaporin-12B; AQP-12B
Gene ID	375318/653437
SwissProt ID	Q8IXF9/A6NM10.The antiserum was produced against synthesized peptide derived from human AQP12. AA range:231-280

Application

Dilution Ratio	WB 1:500-1:2000, ELISA 1:40000.Not yet tested in other applications.
Molecular Weight	34kDa

Background

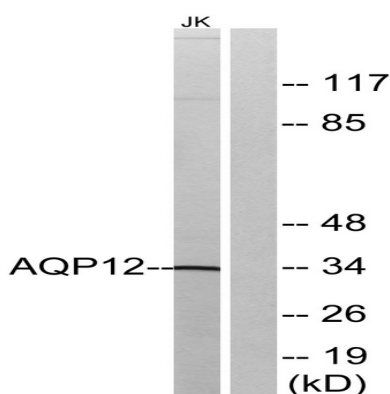
Product Name: AQP12 Rabbit Polyclonal Antibody
Catalog #: APRab07069




domain:Aquaporins contain two tandem repeats each containing three membrane-spanning domains and a pore-forming loop with the signature motif Asn-Pro-Ala (NPA),function:Aquaporins facilitate the transport of water and small neutral solutes across cell membranes.,similarity:Belongs to the MIP/aquaporin (TC 1.A.8) family. AQP11/AQP12 subfamily.,tissue specificity:Restricted to the pancreas.,domain:Aquaporins contain two tandem repeats each containing three membrane-spanning domains and a pore-forming loop with the signature motif Asn-Pro-Ala (NPA),function:Aquaporins facilitate the transport of water and small neutral solutes across cell membranes.,similarity:Belongs to the MIP/aquaporin (TC 1.A.8) family. AQP11/AQP12 subfamily.,tissue specificity:Restricted to the pancreas.,

Research Area

Image Data




Western blot analysis of lysates from Jurkat cells, using AQP12 Antibody. The lane on the right is blocked with the synthesized peptide.



Western blot analysis of the lysates from HUVEC cells using AQP12 antibody.

Product Name: AQP12 Rabbit Polyclonal Antibody
Catalog #: APRab07069



Western Blot analysis of various cells using AQP12 Polyclonal Antibody diluted at 1: 1000

Note

For research use only.