

**Product Name: Acetyl-Histone H3 (Lys14) Rabbit
Monoclonal Antibody
Catalog #: AMRe03273**

Summary

Production Name	Acetyl-Histone H3 (Lys14) Rabbit Monoclonal Antibody
Description	Rabbit Monoclonal antibody
Host	Rabbit
Application	WB, ICC/IF, IP
Reactivity	Human, Rat

Performance

Conjugation	Unconjugated
Modification	Acetylated
Isotype	IgG
Clonality	Monoclonal
Form	Liquid
Storage	Store at 4°C short term. Aliquot and store at -20°C long term. Avoid freeze/thaw cycles.
Buffer	50mM Tris-Glycine(pH 7.4), 0.15M NaCl, 40% Glycerol, 0.01% Sodium azide and 0.05% BSA
Purification	Affinity Purification

Immunogen

Gene Name	H3C1
Alternative Names	H3K14ac; H3/j; H3C1; H3C2; H3C3; H3C4; H3C6; H3C7; H3C8; H3FJ; H3C10; H3C11; HIST1H3J
Gene ID	8350
SwissProt ID	P68431.

Application

Dilution Ratio	WB: 1:500-1:1000 IF: 1:50-1:200 IP: 1:20
Molecular Weight	Calculated MW: 15 kDa; Observed MW: 15 kDa

**Product Name: Acetyl-Histone H3 (Lys14) Rabbit
Monoclonal Antibody
Catalog #: AMRe03273**

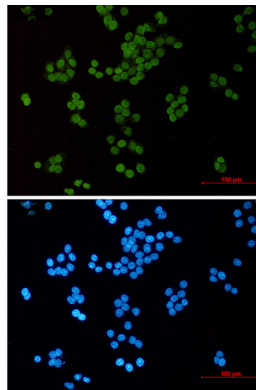
Background

H3 Core component of nucleosome. Nucleosomes wrap and compact DNA into chromatin, limiting DNA accessibility to the cellular machineries which require DNA as a template. Histones thereby play a central role in transcription regulation, DNA repair, DNA replication and chromosomal stability.


Research Area

Epigenetics and Nuclear Signaling

Image Data

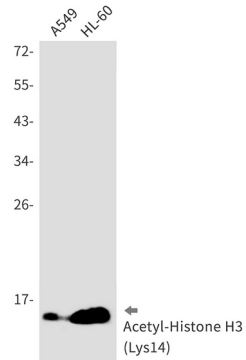


Immunocytochemistry analysis of Acetyl-Histone H3 (Lys14) (green) in HeLa using Acetyl-Histone H3 (Lys14) antibody, and DAPI (blue).



Western blot analysis of Acetyl-Histone H3 (Lys14) in PC-12 lysates using Acetyl-Histone H3 (Lys14) antibody. Observed band size: 15 kDa.

**Product Name: Acetyl-Histone H3 (Lys14) Rabbit
Monoclonal Antibody
Catalog #: AMRe03273**



Western blot analysis of Acetyl-Histone H3 (Lys14) in A549, HL-60 lysates using Acetyl-Histone H3 (Lys14) antibody

Note

For research use only.