

Product Name: Prohibitin Rabbit Monoclonal antibody
Catalog #: AMRe03164



Summary

Production Name	Prohibitin Rabbit Monoclonal antibody
Description	Recombinant Rabbit Monoclonal antibody
Host	Rabbit
Application	WB,IHC-F,IHC-P,ICC/IF,IP
Reactivity	Human,Rat

Performance

Conjugation	Unconjugated
Modification	Unmodified
Isotype	IgG
Clonality	Monoclonal Antibody
Form	Liquid
Storage	Store at 4°C short term. Aliquot and store at -20°C long term. Avoid freeze/thaw cycles.
Buffer	50mM Tris-Glycine(pH 7.4), 0.15M NaCl, 40% Glycerol, 0.01% Sodium azide and 0.05% BSA
Purification	Affinity Purified

Immunogen

Gene Name	PHB1
Alternative Names	PHB1; HEL-215; HEL-S-54e
Gene ID	5245
SwissProt ID	P35232.

Application

Dilution Ratio	WB: 1:500-1:1000 IHC: 1:50-1:100 IF: 1:50-1:200 IP: 1:20
Molecular Weight	Calculated MW: 30 kDa; Observed MW: 30 kDa

Background

Product Name: Prohibitin Rabbit Monoclonal antibody
Catalog #: AMRe03164

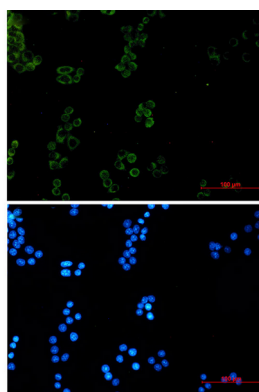


PHB1 is 30kDa tumor suppressor protein involved in cell cycle control. PHB1 has been found in mitochondria, the nucleus and the plasma membrane, as well as extracellularly in circulation. In mitochondria prohibitins mainly exist as membrane-bound ring complexes and function as chaperones maintaining mitochondrial protein stability during protein synthesis and transportation.

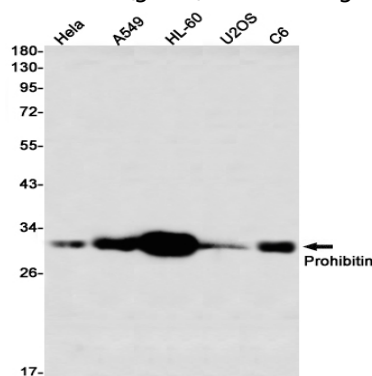
Research Area

Cell Biology

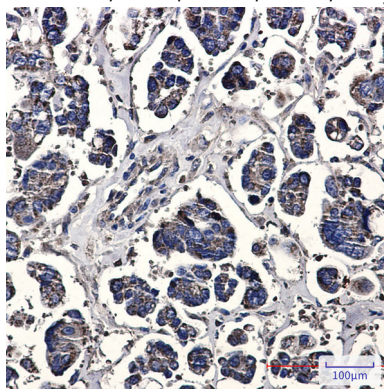
Image Data



Immunocytochemistry analysis of Prohibitin (green) in HeLa using Prohibitin antibody, and DAPI (blue).



Western blot analysis of Prohibitin in HeLa, A549, HL-60, U2OS, C6 lysates using Prohibitin antibody.



Product Name: Prohibitin Rabbit Monoclonal antibody
Catalog #: AMRe03164



Immunohistochemistry analysis of paraffin-embedded Human Cholangiocarcinoma using Prohibitin antibody. High-pressure and temperature Sodium Citrate pH 6.0 was used for antigen retrieval.

Note

For research use only.