

Product Name: Tissue Factor Rabbit Monoclonal Antibody
Catalog #: AMRe02797

Summary

Production Name	Tissue Factor Rabbit Monoclonal Antibody
Description	Rabbit Monoclonal antibody
Host	Rabbit
Application	WB,IHC-P
Reactivity	Human,Mouse,Rat

Performance

Conjugation	Unconjugated
Modification	Unmodified
Isotype	IgG
Clonality	Monoclonal
Form	Liquid
Storage	Store at 4°C short term. Aliquot and store at -20°C long term. Avoid freeze/thaw cycles.
Buffer	50mM Tris-Glycine(pH 7.4), 0.15M NaCl, 40% Glycerol, 0.01% Sodium azide and 0.05% BSA
Purification	Affinity Purification

Immunogen

Gene Name	F3
Alternative Names	F3; Tissue factor; TF; Coagulation factor III; Thromboplastin; CD antigen CD142
Gene ID	2152
SwissProt ID	P13726.

Application

Dilution Ratio	WB: 1:500-1:1000 IHC: 1:50-1:100
Molecular Weight	Calculated MW: 33 kDa; Observed MW: 45 kDa

Product Name: Tissue Factor Rabbit Monoclonal Antibody
Catalog #: AMRe02797



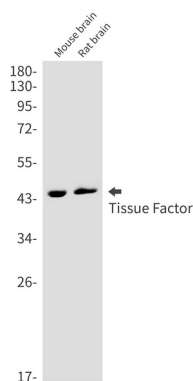
Background

Initiates blood coagulation by forming a complex with circulating factor VII or VIIa. The [TF:VIIa] complex activates factors IX or X by specific limited proteolysis. TF plays a role in normal hemostasis by initiating the cell-surface assembly and propagation of the coagulation protease cascade.

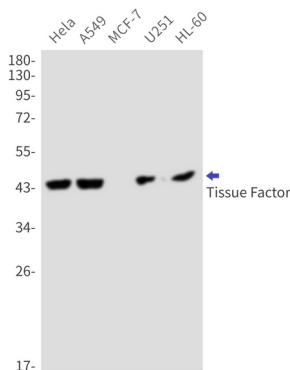
Research Area

Cardiovascular

Image Data

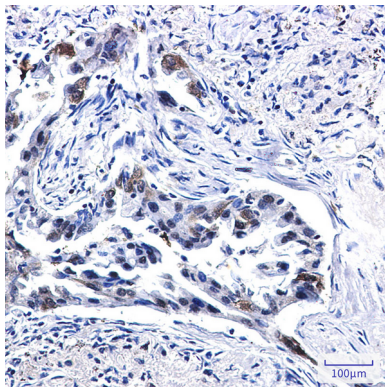


Western blot analysis of Tissue Factor in mouse brain, rat brain lysates using Tissue Factor antibody.



Western blot analysis of Tissue Factor in Hela, A549, MCF-7, U251, HL-60 lysates using Tissue Factor antibody.

Product Name: Tissue Factor Rabbit Monoclonal Antibody
Catalog #: AMRe02797



Immunohistochemistry analysis of paraffin-embedded Human lung cancer using Tissue Factor antibody. High-pressure and temperature Sodium Citrate pH 6.0 was used for antigen retrieval.

Note

For research use only.