

**Product Name: YB1 Rabbit Monoclonal Antibody**  
**Catalog #: AMRe02783**



## Summary

<b>Production Name</b>	YB1 Rabbit Monoclonal Antibody
<b>Description</b>	Rabbit Monoclonal antibody
<b>Host</b>	Rabbit
<b>Application</b>	WB,IHC-F,IHC-P,ICC/IF,IP
<b>Reactivity</b>	Human,Mouse,Hamster

## Performance

<b>Conjugation</b>	Unconjugated
<b>Modification</b>	Unmodified
<b>Isotype</b>	IgG
<b>Clonality</b>	Monoclonal
<b>Form</b>	Liquid
<b>Storage</b>	Store at 4°C short term. Aliquot and store at -20°C long term. Avoid freeze/thaw cycles.
<b>Buffer</b>	50mM Tris-Glycine(pH 7.4), 0.15M NaCl, 40% Glycerol, 0.01% Sodium azide and 0.05% BSA
<b>Purification</b>	Affinity Purification

## Immunogen

<b>Gene Name</b>	YBX1
<b>Alternative Names</b>	YBX1; NSEP1; YB1; Nuclease-sensitive element-binding protein 1; CCAAT-binding transcription factor I subunit A; CBF-A; DNA-binding protein B; DBPB; Enhancer factor I subunit A; EFI-A; Y-box transcription factor; Y-box-binding protein 1; YB-
<b>Gene ID</b>	4904
<b>SwissProt ID</b>	P67809.

## Application

<b>Dilution Ratio</b>	WB: 1:500-1:1000 IHC: 1:50-1:100 IF: 1:50-1:200 IP: 1:20
<b>Molecular Weight</b>	Calculated MW: 36 kDa; Observed MW: 49 kDa

**Product Name: YB1 Rabbit Monoclonal Antibody**  
**Catalog #: AMRe02783**



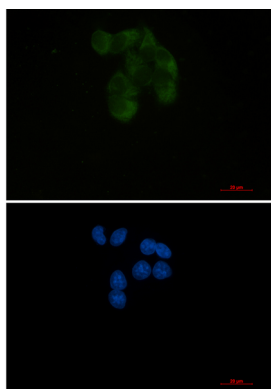
## Background

This gene encodes a highly conserved cold shock domain protein that has broad nucleic acid binding properties. The encoded protein functions as both a DNA and RNA binding protein and has been implicated in numerous cellular processes including regulation of transcription and translation, pre-mRNA splicing, DNA reparation and mRNA packaging. This protein is also a component of messenger ribonucleoprotein (mRNP) complexes and may have a role in microRNA processing. This protein can be secreted through non-classical pathways and functions as an extracellular mitogen. Aberrant expression of the gene is associated with cancer proliferation in numerous tissues. This gene may be a prognostic marker for poor outcome and drug resistance in certain cancers. Alternate splicing results in multiple transcript variants. Pseudogenes of this gene are found on multiple chromosomes. [provided by RefSeq, Sep 2015]

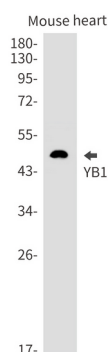
## Research Area

Tags & Cell Markers

## Image Data




Immunocytochemistry analysis of YB1 (green) in HeLa using YB1 antibody, and DAPI (blue).

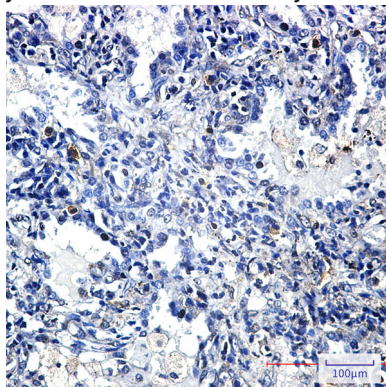


Western blot analysis of YB1 in mouse heart lysates using YB1 antibody.

**Product Name: YB1 Rabbit Monoclonal Antibody**  
**Catalog #: AMRe02783**



Western blot analysis of YB1 in Jurkat, Hela lysates using YB1 antibody



Immunohistochemistry analysis of paraffin-embedded Human lung cancer using YB1 antibody. High-pressure and temperature Sodium Citrate pH 6.0 was used for antigen retrieval.

## Note

For research use only.