

Product Name: VEGFD Rabbit Monoclonal antibody
Catalog #: AMRe02758



Summary

Production Name	VEGFD Rabbit Monoclonal antibody
Description	Recombinant Rabbit Monoclonal antibody
Host	Rabbit
Application	WB,IHC-F,IHC-P,ICC/IF
Reactivity	Human,Mouse,Rat

Performance

Conjugation	Unconjugated
Modification	Unmodified
Isotype	IgG
Clonality	Monoclonal Antibody
Form	Liquid
Storage	Store at 4°C short term. Aliquot and store at -20°C long term. Avoid freeze/thaw cycles.
Buffer	50mM Tris-Glycine(pH 7.4), 0.15M NaCl, 40% Glycerol, 0.01% Sodium azide and 0.05% BSA
Purification	Affinity Purified

Immunogen

Gene Name	VEGFD
Alternative Names	FIGF; VEGFD
Gene ID	2277
SwissProt ID	O43915.

Application

Dilution Ratio	WB: 1:500-1:1000 IHC: 1:50-1:100 IF: 1:50-1:200
Molecular Weight	Calculated MW: 40 kDa; Observed MW: 40 kDa

Background

Product Name: VEGFD Rabbit Monoclonal antibody
Catalog #: AMRe02758

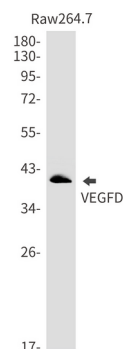


Growth factor active in angiogenesis, lymphangiogenesis and endothelial cell growth, stimulating their proliferation and migration and also has effects on the permeability of blood vessels.

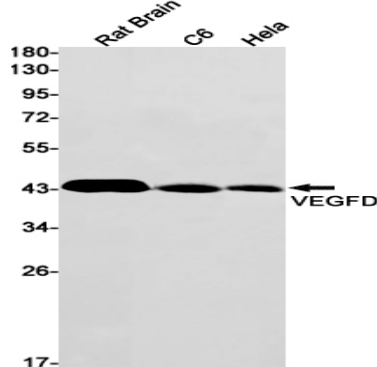
Research Area

Cardiovascular

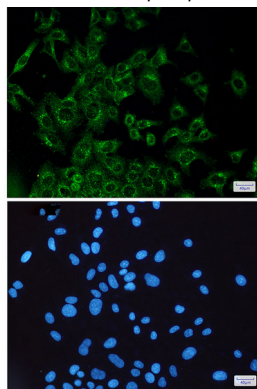
Image Data



Western blot analysis of VEGFD in Raw264.7 lysates using VEGFD antibody.

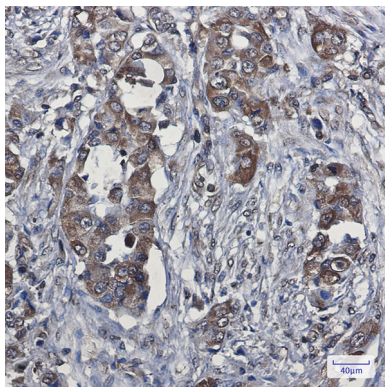


Western blot analysis of VEGFD in rat Brain, C6, Hela lysates using VEGFD antibody.



Immunocytochemistry analysis of VEGFD(green) in Hela using VEGFD antibody, and DAPI(blue)

Product Name: VEGFD Rabbit Monoclonal antibody
Catalog #: AMRe02758



Immunohistochemistry analysis of paraffin-embedded Human lung cancer using VEGFD antibody. High-pressure and temperature Sodium Citrate pH 6.0 was used for antigen retrieval.

Note

For research use only.