

Product Name: USP10 Rabbit Monoclonal antibody
Catalog #: AMRe02747



Summary

Production Name	USP10 Rabbit Monoclonal antibody
Description	Recombinant Rabbit Monoclonal antibody
Host	Rabbit
Application	WB,IHC-F,IHC-P,ICC/IF,IP
Reactivity	Human

Performance

Conjugation	Unconjugated
Modification	Unmodified
Isotype	IgG
Clonality	Monoclonal Antibody
Form	Liquid
Storage	Store at 4°C short term. Aliquot and store at -20°C long term. Avoid freeze/thaw cycles.
Buffer	50mM Tris-Glycine(pH 7.4), 0.15M NaCl, 40% Glycerol, 0.01% Sodium azide and 0.05% BSA
Purification	Affinity Purified

Immunogen

Gene Name	USP10
Alternative Names	Deubiquitinating enzyme 10; UBPO; USP10
Gene ID	9100
SwissProt ID	Q14694.

Application

Dilution Ratio	WB: 1:500-1:1000 IHC: 1:50-1:100 IF: 1:50-1:200 IP: 1:20
Molecular Weight	Calculated MW: 87 kDa; Observed MW: 110 kDa

Background

Product Name: USP10 Rabbit Monoclonal antibody
Catalog #: AMRe02747




Hydrolase that can remove conjugated ubiquitin from target proteins such as p53/TP53, SNX3 and CFTR. Acts as an essential regulator of p53/TP53 stability: in unstressed cells, specifically deubiquitinates p53/TP53 in the cytoplasm, leading to counteract MDM2 action and stabilize p53/TP53.

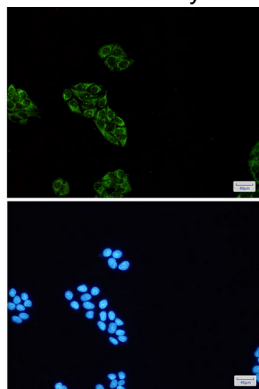
Research Area

Cell Biology

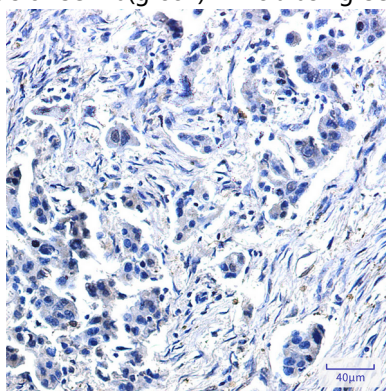
Image Data



Western blot analysis of USP10 in HeLa lysates using USP10 antibody.



Immunocytochemistry analysis of USP10(green) in HeLa using USP10 antibody, and DAPI(blue)



Immunohistochemistry analysis of paraffin-embedded Human lung cancer using USP10 antibody. High-pressure and

Product Name: USP10 Rabbit Monoclonal antibody
Catalog #: AMRe02747



temperature Sodium Citrate pH 6.0 was used for antigen retrieval.

Note

For research use only.