

Product Name: TFG Rabbit Monoclonal Antibody
Catalog #: AMRe02720



Summary

Production Name	TFG Rabbit Monoclonal Antibody
Description	Rabbit Monoclonal antibody
Host	Rabbit
Application	WB,IHC-F,IHC-P,ICC/IF
Reactivity	Human,Mouse,Rat

Performance

Conjugation	Unconjugated
Modification	Unmodified
Isotype	IgG
Clonality	Monoclonal
Form	Liquid
Storage	Store at 4°C short term. Aliquot and store at -20°C long term. Avoid freeze/thaw cycles.
Buffer	50mM Tris-Glycine(pH 7.4), 0.15M NaCl, 40% Glycerol, 0.01% Sodium azide and 0.05% BSA
Purification	Affinity Purification

Immunogen

Gene Name	TFG
Alternative Names	TF6; HMSNP; SPG57; TRKT3
Gene ID	10342
SwissProt ID	Q92734.

Application

Dilution Ratio	WB: 1:500-1:1000 IHC: 1:50-1:100 IF: 1:50-1:200
Molecular Weight	Calculated MW: 43 kDa; Observed MW: 43 kDa

Background

Product Name: TFG Rabbit Monoclonal Antibody
Catalog #: AMRe02720

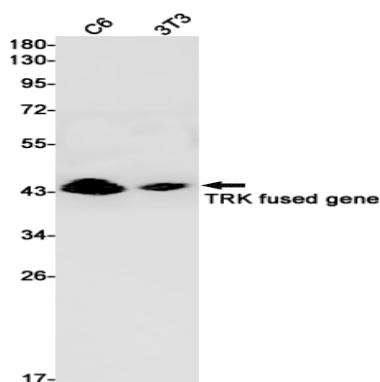


Plays a role in the normal dynamic function of the endoplasmic reticulum (ER) and its associated microtubules.

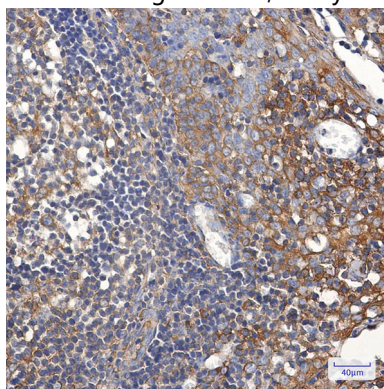
Research Area

Immunology

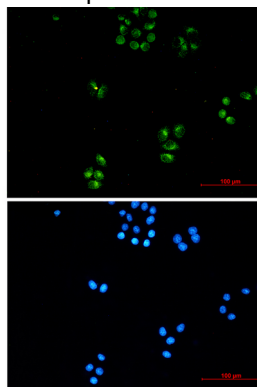
Image Data



Western blot analysis of TRK fused gene in C6, 3T3 lysates using TFG antibody.



Immunohistochemistry analysis of paraffin-embedded Human tonsil using TRK fused gene antibody. High-pressure and temperature Sodium Citrate pH 6.0 was used for antigen retrieval.



Immunocytochemistry analysis of TRK fused gene (green) in HeLa using TRK fused gene antibody, and DAPI (blue)

Product Name: TFG Rabbit Monoclonal Antibody
Catalog #: AMRe02720



Note

For research use only.