

Product Name: Rab7 Rabbit Monoclonal antibody
Catalog #: AMRe02507



Summary

Production Name	Rab7 Rabbit Monoclonal antibody
Description	Recombinant Rabbit Monoclonal antibody
Host	Rabbit
Application	WB,IHC-F,IHC-P,ICC/IF
Reactivity	Human,Mouse,Rat

Performance

Conjugation	Unconjugated
Modification	Unmodified
Isotype	IgG
Clonality	Monoclonal Antibody
Form	Liquid
Storage	Store at 4°C short term. Aliquot and store at -20°C long term. Avoid freeze/thaw cycles.
Buffer	50mM Tris-Glycine(pH 7.4), 0.15M NaCl, 40% Glycerol, 0.01% Sodium azide and 0.05% BSA
Purification	Affinity Purified

Immunogen

Gene Name	RAB7A
Alternative Names	RAB7; PRO2706
Gene ID	7879
SwissProt ID	P51149.

Application

Dilution Ratio	WB: 1:500-1:1000 IHC: 1:50-1:100 IF: 1:50-1:200
Molecular Weight	Calculated MW: 23 kDa; Observed MW: 23 kDa

Background

Product Name: Rab7 Rabbit Monoclonal antibody
Catalog #: AMRe02507

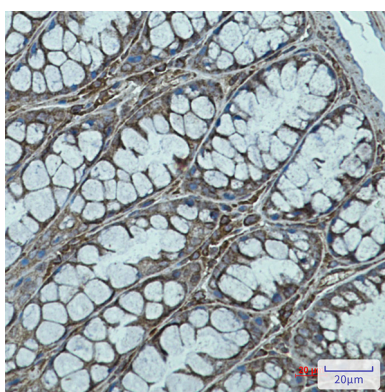


Plays a role in the fusion of phagosomes with lysosomes. Plays important roles in microbial pathogen infection and survival, as well as in participating in the life cycle of viruses. Microbial pathogens possess survival strategies governed by RAB7A, sometimes by employing RAB7A function (e.g. Salmonella) and sometimes by excluding RAB7A function.

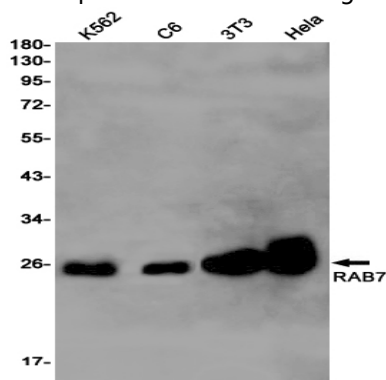
Research Area

Tags & Cell Markers

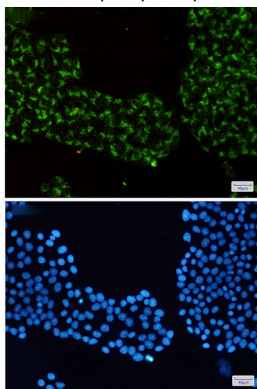
Image Data



Immunohistochemistry analysis of paraffin-embedded mouse colon using Rab7 antibody. High-pressure and temperature Sodium Citrate pH 6.0 was used for antigen retrieval.



Western blot analysis of RAB7 in K562, C6, 3T3, HeLa lysates using RAB7 antibody.



Product Name: Rab7 Rabbit Monoclonal antibody
Catalog #: AMRe02507



Immunocytochemistry analysis of RAB7(green) in Hela cells using RAB7 antibody, and DAPI(blue)

Note

For research use only.