

Summary

Production Name	Rab45 Rabbit Monoclonal Antibody
Description	Rabbit Monoclonal antibody
Host	Rabbit
Application	WB, ICC/IF
Reactivity	Human, Mouse

Performance

Conjugation	Unconjugated
Modification	Unmodified
Isotype	IgG
Clonality	Monoclonal
Form	Liquid
Storage	Store at 4°C short term. Aliquot and store at -20°C long term. Avoid freeze/thaw cycles.
Buffer	50mM Tris-Glycine(pH 7.4), 0.15M NaCl, 40% Glycerol, 0.01% Sodium azide and 0.05% BSA
Purification	Affinity Purification

Immunogen

Gene Name	RASEF
Alternative Names	Ras-related protein Rab-45
Gene ID	158158
SwissProt ID	Q8IZ41.

Application

Dilution Ratio	WB: 1:500-1:1000 IF: 1:50-1:200
Molecular Weight	Calculated MW: 83 kDa; Observed MW: 83 kDa

Background

Product Name: Rab45 Rabbit Monoclonal Antibody
Catalog #: AMRe02506




Binds predominantly GDP, and also GTP.

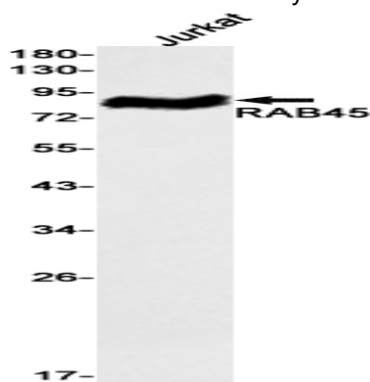
Research Area

Signal Transduction

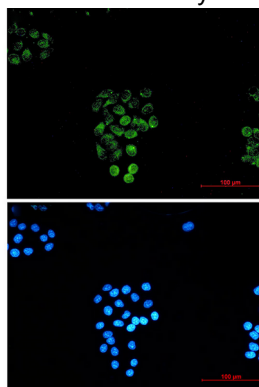
Image Data



Western blot analysis of RAB45 in mouse heart lysates using Rab45 antibody.



Western blot analysis of RAB45 in Jurkat lysates using RAB45 antibody.



Immunocytochemistry analysis of RAB45 (green) in HeLa using RAB45 antibody, and DAPI (blue)

Product Name: Rab45 Rabbit Monoclonal Antibody
Catalog #: AMRe02506



Note

For research use only.