

Product Name: Bad Rabbit Monoclonal Antibody
Catalog #: AMRe01709



Summary

Production Name	Bad Rabbit Monoclonal Antibody
Description	Rabbit Monoclonal antibody
Host	Rabbit
Application	WB,IHC-F,IHC-P,ICC/IF,IP
Reactivity	Human,Mouse,Rat

Performance

Conjugation	Unconjugated
Modification	Unmodified
Isotype	IgG
Clonality	Monoclonal
Form	Liquid
Storage	Store at 4°C short term. Aliquot and store at -20°C long term. Avoid freeze/thaw cycles.
Buffer	50mM Tris-Glycine(pH 7.4), 0.15M NaCl, 40% Glycerol, 0.01% Sodium azide and 0.05% BSA
Purification	Affinity Purification

Immunogen

Gene Name	BAD
Alternative Names	BAD; BBC6; BCL2L8; Bcl2 antagonist of cell death; BAD; Bcl-2-binding component 6; Bcl-2-like protein 8; Bcl2-L-8; Bcl-XL/Bcl-2-associated death promoter
Gene ID	572
SwissProt ID	Q92934.

Application

Dilution Ratio	WB: 1:500-1:1000 IHC: 1:50-1:100 IF: 1:50-1:200 IP: 1:20
Molecular Weight	Calculated MW: 18 kDa; Observed MW: 23 kDa

Product Name: Bad Rabbit Monoclonal Antibody
Catalog #: AMRe01709



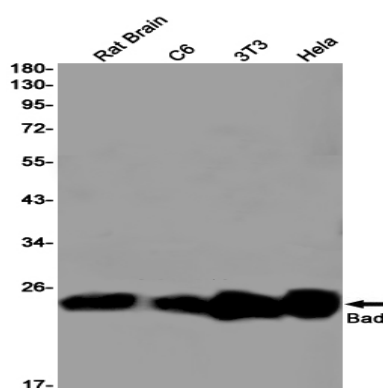
Background

Promotes cell death. Successfully competes for the binding to Bcl-X(L), Bcl-2 and Bcl-W, thereby affecting the level of heterodimerization of these proteins with BAX. Can reverse the death repressor activity of Bcl-X(L), but not that of Bcl-2 (By similarity). Appears to act as a link between growth factor receptor signaling and the apoptotic pathways.

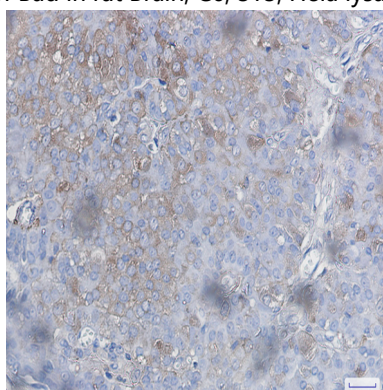
Research Area

Cell Biology

Image Data

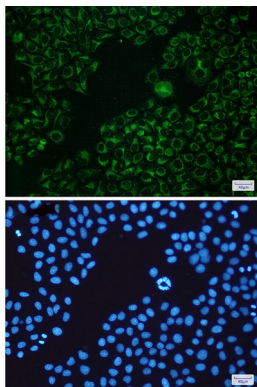


Western blot analysis of Bad in rat Brain, C6, 3T3, HeLa lysates using Bad antibody.



Immunohistochemistry analysis of paraffin-embedded Human breast cancer using Bad antibody. High-pressure and temperature Sodium Citrate pH 6.0 was used for antigen retrieval.

Product Name: Bad Rabbit Monoclonal Antibody
Catalog #: AMRe01709



Immunocytochemistry analysis of Bad(green) in HeLa using Bad antibody, and DAPI(blue)

Note

For research use only.