

**Product Name: Actin Related Protein 3 Rabbit
Monoclonal Antibody
Catalog #: AMRe01676**

Summary

Production Name	Actin Related Protein 3 Rabbit Monoclonal Antibody
Description	Rabbit Monoclonal antibody
Host	Rabbit
Application	WB,IHC-F,IHC-P,ICC/IF
Reactivity	Human,Mouse,Rat

Performance

Conjugation	Unconjugated
Modification	Unmodified
Isotype	IgG
Clonality	Monoclonal
Form	Liquid
Storage	Store at 4°C short term. Aliquot and store at -20°C long term. Avoid freeze/thaw cycles.
Buffer	50mM Tris-Glycine(pH 7.4), 0.15M NaCl, 40% Glycerol, 0.01% Sodium azide and 0.05% BSA
Purification	Affinity Purification

Immunogen

Gene Name	ACTR3
Alternative Names	ACTR3; ARP3; Actin-related protein 3; Actin-like protein 3
Gene ID	10096
SwissProt ID	P61158.

Application

Dilution Ratio	WB: 1:500-1:1000 IHC: 1:50-1:100 IF: 1:50-1:200
Molecular Weight	Calculated MW: 47 kDa; Observed MW: 47 kDa

**Product Name: Actin Related Protein 3 Rabbit
Monoclonal Antibody
Catalog #: AMRe01676**



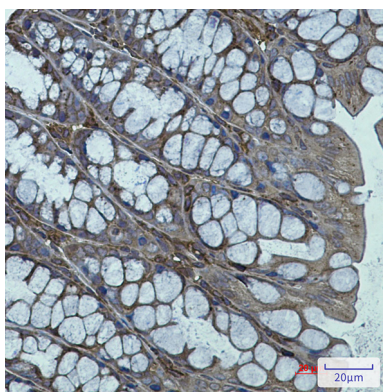
Background

The Arp2/3 complex involved in Golgi polarization in NIH3T3 cells. In a different model it has been shown that the Arp2/3 complex is necessary for neutrophil chemotaxis and phagocytosis.

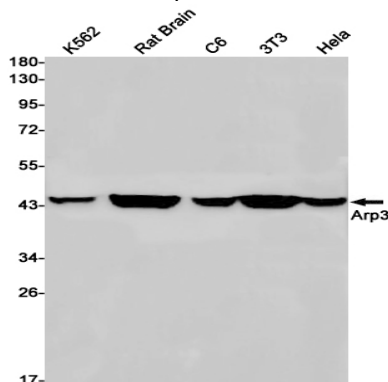
Research Area

Immunology

Image Data

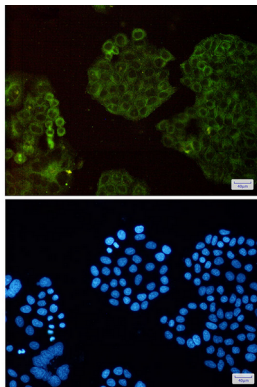


Immunohistochemistry analysis of paraffin-embedded mouse colon using Actin Related Protein 3 antibody. High-pressure and temperature Sodium Citrate pH 6.0 was used for antigen retrieval.



Western blot analysis of Arp3 in K562, rat Brain, C6, 3T3, Hela lysates using Arp3 antibody.

**Product Name: Actin Related Protein 3 Rabbit
Monoclonal Antibody
Catalog #: AMRe01676**



Immunocytochemistry analysis of Arp3(green) in HeLa cells using Arp3 antibody, and DAPI(blue)

Note

For research use only.