

Product Name: PBR Rabbit Monoclonal Antibody
Catalog #: AMRe01500



Summary

Production Name	PBR Rabbit Monoclonal Antibody
Description	Rabbit Monoclonal antibody
Host	Rabbit
Application	WB,IHC-F,IHC-P,ICC/IF,IP
Reactivity	Human,Mouse

Performance

Conjugation	Unconjugated
Modification	Unmodified
Isotype	IgG
Clonality	Monoclonal
Form	Liquid
Storage	Store at 4°C short term. Aliquot and store at -20°C long term. Avoid freeze/thaw cycles.
Buffer	50mM Tris-Glycine(pH 7.4), 0.15M NaCl, 40% Glycerol, 0.01% Sodium azide and 0.05% BSA
Purification	Affinity Purification

Immunogen

Gene Name	TSPO
Alternative Names	TSPO; BZRP; MBR; Translocator protein; Mitochondrial benzodiazepine receptor; PKBS; Peripheral-type benzodiazepine receptor; PBR
Gene ID	706.0
SwissProt ID	B1AH88.

Application

Dilution Ratio	WB: 1:500-1:1000 IHC: 1:50-1:100 IF: 1:50-1:200 IP: 1:20
Molecular Weight	Calculated MW: 11 kDa; Observed MW: 19 kDa

Product Name: PBR Rabbit Monoclonal Antibody
Catalog #: AMRe01500




Background

Present mainly in the mitochondrial compartment of peripheral tissues, the protein encoded by this gene interacts with some benzodiazepines and has different affinities than its endogenous counterpart. The protein is a key factor in the flow of cholesterol into mitochondria to permit the initiation of steroid hormone synthesis.

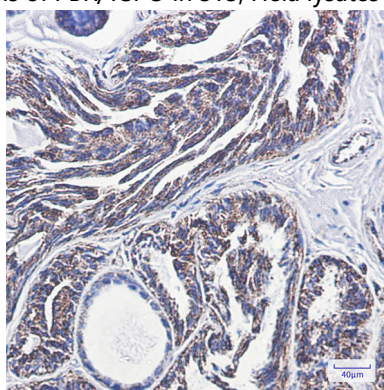
Research Area

Cardiovascular

Image Data

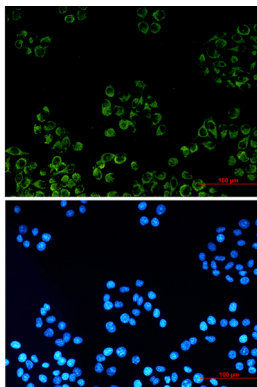


Western blot analysis of PBR/TSPO in 3T3, HeLa lysates using PBR antibody.



Immunohistochemistry analysis of paraffin-embedded Human breast cancer using PBR antibody. High-pressure and temperature Sodium Citrate pH 6.0 was used for antigen retrieval.

Product Name: PBR Rabbit Monoclonal Antibody
Catalog #: AMRe01500



Immunocytochemistry analysis of PBR/TSPO (green) in Hela using PBR/TSPO antibody, and DAPI (blue)

Note

For research use only.