

Product Name: Caveolin 1 Rabbit Monoclonal Antibody
Catalog #: AMRe01498



Summary

Production Name	Caveolin 1 Rabbit Monoclonal Antibody
Description	Rabbit Monoclonal antibody
Host	Rabbit
Application	WB,IHC-F,IHC-P,ICC/IF,IP
Reactivity	Human

Performance

Conjugation	Unconjugated
Modification	Unmodified
Isotype	IgG
Clonality	Monoclonal
Form	Liquid
Storage	Store at 4°C short term. Aliquot and store at -20°C long term. Avoid freeze/thaw cycles.
Buffer	50mM Tris-Glycine(pH 7.4), 0.15M NaCl, 40% Glycerol, 0.01% Sodium azide and 0.05% BSA
Purification	Affinity Purification

Immunogen

Gene Name	CAV1
Alternative Names	CAV1; CAV; Caveolin-1
Gene ID	857
SwissProt ID	Q03135.

Application

Dilution Ratio	WB: 1:500-1:1000 IHC: 1:50-1:100 IF: 1:50-1:200 IP: 1:20
Molecular Weight	Calculated MW: 20 kDa; Observed MW: 20 kDa

Background

Product Name: Caveolin 1 Rabbit Monoclonal Antibody
Catalog #: AMRe01498

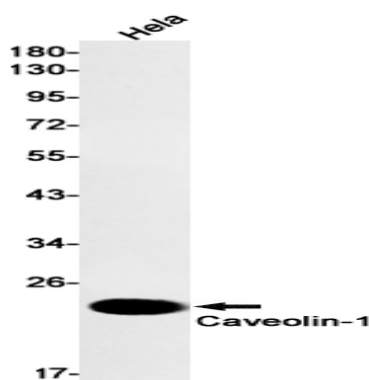


Caveolin-1 may act as a scaffolding protein within caveolar membranes. Interacts directly with G-protein alpha subunits and can functionally regulate their activity (By similarity). Involved in the costimulatory signal essential for T-cell receptor (TCR)-mediated T-cell activation. Its binding to DPP4 induces T-cell proliferation and NF-kappa-B activation in a T-cell receptor/CD3-dependent manner. Recruits CTNNB1 to caveolar membranes and may regulate CTNNB1-mediated signaling through the Wnt pathway.

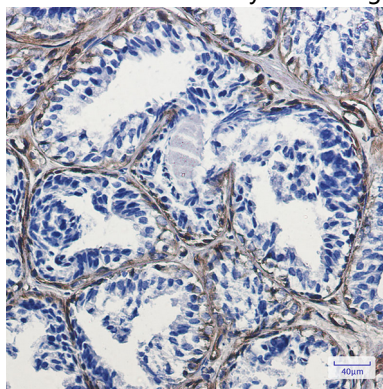
Research Area

Cardiovascular

Image Data

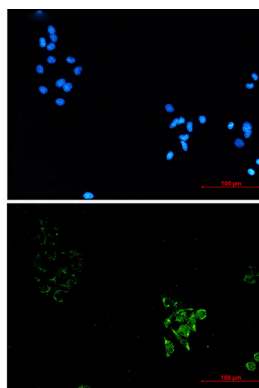


Western blot analysis of Caveolin1 in HeLa lysates using Caveolin 1 antibody.



Immunohistochemistry analysis of paraffin-embedded Human breast cancer using Caveolin1 antibody. High-pressure and temperature Sodium Citrate pH 6.0 was used for antigen retrieval.

Product Name: Caveolin 1 Rabbit Monoclonal Antibody
Catalog #: AMRe01498



Immunocytochemistry analysis of Caveolin1 (green) in Hela using Caveolin1 antibody, and DAPI(blue)

Note

For research use only.