

**Product Name: Amyloid Precursor Protein Rabbit
Monoclonal Antibody
Catalog #: AMRe01483**

Summary

Production Name	Amyloid Precursor Protein Rabbit Monoclonal Antibody
Description	Rabbit Monoclonal antibody
Host	Rabbit
Application	WB,IHC-F,IHC-P,ICC/IF,IP
Reactivity	Human,Mouse,Rat

Performance

Conjugation	Unconjugated
Modification	Unmodified
Isotype	IgG
Clonality	Monoclonal
Form	Liquid
Storage	Store at 4°C short term. Aliquot and store at -20°C long term. Avoid freeze/thaw cycles.
Buffer	50mM Tris-Glycine(pH 7.4), 0.15M NaCl, 40% Glycerol, 0.01% Sodium azide and 0.05% BSA
Purification	Affinity Purification

Immunogen

Gene Name	APP
Alternative Names	APP; A4; AD1; Amyloid beta A4 protein; ABPP; APPI; APP; Alzheimer disease amyloid protein; Cerebral vascular amyloid peptide; CVAP; PreA4; Protease nexin-II; PN-II
Gene ID	351
SwissProt ID	P05067.

Application

Dilution Ratio	WB: 1:500-1:1000 IHC: 1:50-1:100 IF: 1:50-1:200 IP: 1:20
Molecular Weight	Calculated MW: 87 kDa; Observed MW: 100 kDa

**Product Name: Amyloid Precursor Protein Rabbit
Monoclonal Antibody
Catalog #: AMRe01483**



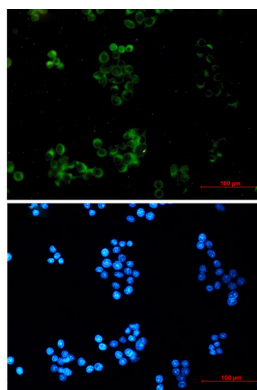
Background

APP a cell surface receptor that influences neurite growth, neuronal adhesion and axonogenesis. Cleaved by secretases to form a number of peptides, some of which bind to the acetyltransferase complex Fe65/TIP60 to promote transcriptional activation.

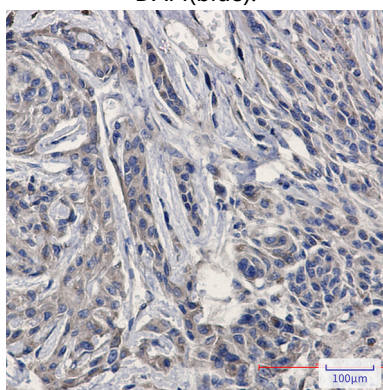
Research Area

Neuroscience

Image Data

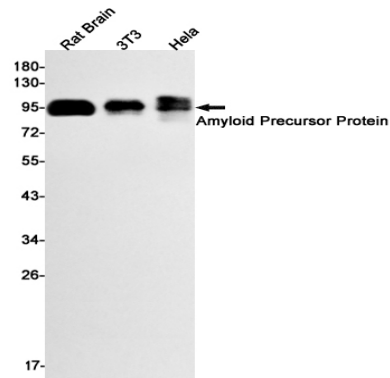


Immunocytochemistry analysis of Amyloid Precursor Protein (green) in Hela using Amyloid Precursor Protein antibody, and DAPI (blue).



Immunohistochemistry analysis of paraffin-embedded Human brain using Amyloid Precursor Protein antibody. High-pressure and temperature Sodium Citrate pH 6.0 was used for antigen retrieval.

**Product Name: Amyloid Precursor Protein Rabbit
Monoclonal Antibody
Catalog #: AMRe01483**



Western blot analysis of Amyloid Precursor Protein in rat Brain, 3T3, HeLa lysates using Amyloid Precursor Protein antibody

Note

For research use only.