

**Product Name: CDX2 (4F12) Mouse Monoclonal Antibody**  
**Catalog #: AMM03666**

---

## Summary

<b>Production Name</b>	CDX2 (4F12) Mouse Monoclonal Antibody
<b>Description</b>	Mouse Monoclonal Antibody
<b>Host</b>	Mouse
<b>Application</b>	WB, ICC/IF, IP
<b>Reactivity</b>	Human, Monkey

## Performance

<b>Conjugation</b>	Unconjugated
<b>Modification</b>	Unmodified
<b>Isotype</b>	IgG1
<b>Clonality</b>	Monoclonal
<b>Form</b>	Liquid
<b>Storage</b>	Store at 4°C short term. Aliquot and store at -20°C long term. Avoid freeze/thaw cycles.
<b>Buffer</b>	Liquid in PBS containing 50% glycerol, 0.5% BSA and 0.02% sodium azide, pH 7.3.
<b>Purification</b>	Affinity Purification

## Immunogen

<b>Gene Name</b>	CDX2
<b>Alternative Names</b>	CDX2; CDX3; Homeobox protein CDX-2; CDX-3; Caudal-type homeobox protein 2
<b>Gene ID</b>	1045
<b>SwissProt ID</b>	Q99626.

## Application

<b>Dilution Ratio</b>	WB: 1:500-1:1000 IF: 1:50-1:200 IP: 1:20
<b>Molecular Weight</b>	Calculated MW: 34 kDa; Observed MW: 34 kDa

## Background

---

**Product Name: CDX2 (4F12) Mouse Monoclonal Antibody**  
**Catalog #: AMM03666**

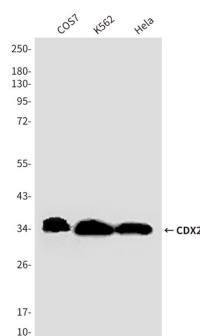


Involved in the transcriptional regulation of multiple genes expressed in the intestinal epithelium. Important in broad range of functions from early differentiation to maintenance of the intestinal epithelial lining of both the small and large intestine.

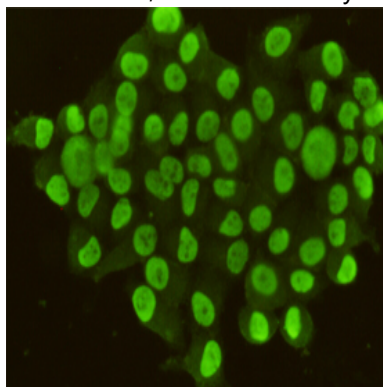
## Research Area

Stem Cells

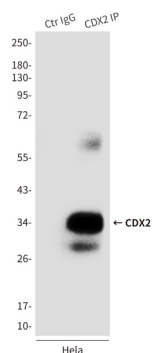
## Image Data



Western blot analysis of CDX2 in HeLa, COS7 and K562 lysates using CDX2 antibody.



Immunocytochemistry analysis of CDX2 (4F12) in HeLa using CDX2 antibody.



Immunoprecipitation analysis of CDX2 (4F12) in HeLa lysates using CDX2 antibody.



**Product Name: CDX2 (4F12) Mouse Monoclonal Antibody**  
**Catalog #: AMM03666**

---

**Note**

For research use only.