

Product Name: GSK3 beta (2E6) Mouse Monoclonal Antibody
Catalog #: AMM03650

Summary

Production Name	GSK3 beta (2E6) Mouse Monoclonal Antibody
Description	Mouse Monoclonal Antibody
Host	Mouse
Application	WB, ICC/IF, FC, IP
Reactivity	Human, Mouse, Rat

Performance

Conjugation	Unconjugated
Modification	Unmodified
Isotype	IgG2a
Clonality	Monoclonal
Form	Liquid
Storage	Store at 4°C short term. Aliquot and store at -20°C long term. Avoid freeze/thaw cycles.
Buffer	Liquid in PBS containing 50% glycerol, 0.5% BSA and 0.02% sodium azide, pH 7.3.
Purification	Affinity Purification

Immunogen

Gene Name	GSK3B
Alternative Names	GSK3B; Glycogen synthase kinase-3 beta; GSK-3 beta; Serine/threonine-protein kinase GSK3B
Gene ID	2932
SwissProt ID	P49841.

Application

Dilution Ratio	WB: 1:500-1:1000 IF: 1:50-1:200 IP: 1:20 FC: 1:50-1:100
Molecular Weight	Calculated MW: 47 kDa; Observed MW: 47 kDa

Product Name: GSK3 beta (2E6) Mouse Monoclonal Antibody
Catalog #: AMM03650




Background

Glycogen synthase kinase-3 (GSK3) is a proline-directed serine-threonine kinase that was initially identified as a phosphorylating and inactivating glycogen synthase. GSK3B is involved in energy metabolism, neuronal cell development, and body pattern formation. In skeletal muscle, it contributes to insulin regulation of glycogen synthesis by phosphorylating and inhibiting GYS1 activity and hence glycogen synthesis.


Research Area

Neuroscience

Image Data

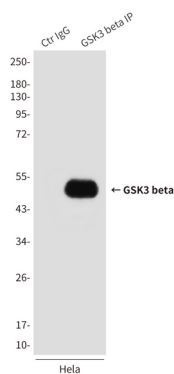


Western blot analysis of GSK3 beta (2E6) in A549, HeLa, 3T3 and rat Brain lysates using GSK3 beta antibody.



Immunocytochemistry analysis of GSK3 beta (2E6) in HeLa using GSK3 beta antibody.

Product Name: GSK3 beta (2E6) Mouse Monoclonal Antibody
Catalog #: AMM03650



Immunoprecipitation analysis of GSK3 beta (2E6) in HeLa lysates using GSK3 beta (2E6) antibody. western blot analysis of GSK3 beta using GSK3 beta antibody.

Note

For research use only.