

Product Name: CHD3 (7F6) Mouse Monoclonal Antibody
Catalog #: AMM03643

Summary

Production Name	CHD3 (7F6) Mouse Monoclonal Antibody
Description	Mouse Monoclonal Antibody
Host	Mouse
Application	WB, ICC/IF, IP
Reactivity	Human, Mouse, Rat

Performance

Conjugation	Unconjugated
Modification	Unmodified
Isotype	IgG1
Clonality	Monoclonal
Form	Liquid
Storage	Store at 4°C short term. Aliquot and store at -20°C long term. Avoid freeze/thaw cycles.
Buffer	Liquid in PBS containing 50% glycerol, 0.5% BSA and 0.02% sodium azide, pH 7.3.
Purification	Affinity Purification

Immunogen

Gene Name	CHD3 CHD3; Chromodomain-helicase-DNA-binding protein 3; CHD-3; ATP-dependent
Alternative Names	helicase CHD3; Mi-2 autoantigen 240 kDa protein; Mi2-alpha; Zinc finger helicase; hZFH
Gene ID	1107
SwissProt ID	Q12873.

Application

Dilution Ratio	WB: 1:500-1:1000 IF: 1:50-1:200 IP: 1:20
Molecular Weight	Calculated MW: 227 kDa; Observed MW: 260 kDa

Product Name: CHD3 (7F6) Mouse Monoclonal Antibody
Catalog #: AMM03643

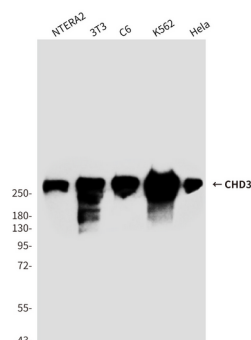
Background

Component of the histone deacetylase NuRD complex which participates in the remodeling of chromatin by deacetylating histones. Required for anchoring centrosomal pericentrin in both interphase and mitosis, for spindle organization and centrosome integrity.

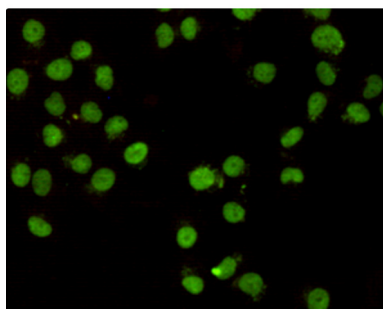
Research Area

Immunology

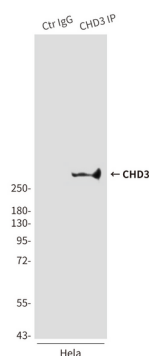
Image Data



Western blot analysis of CHD3 (Cterminus) in NTERA-2, 3T3, C6, K562 and HeLa lysates using CHD3 (Cterminus) antibody.



Immunocytochemistry analysis of CHD3 (7F6) in HeLa using CHD3 (Cterminus) antibody.





Product Name: CHD3 (7F6) Mouse Monoclonal Antibody
Catalog #: AMM03643

Immunoprecipitation analysis of CHD3 (7F6) in Hela lysates using CHD3 antibody.

Note

For research use only.