

Product Name: PI3 Kinase p85 alpha (3H5) Mouse Monoclonal Antibody
Catalog #: AMM03618

Summary

Production Name	PI3 Kinase p85 alpha (3H5) Mouse Monoclonal Antibody
Description	Mouse Monoclonal Antibody
Host	Mouse
Application	WB,IHC-P
Reactivity	Human,Mouse,Rat

Performance

Conjugation	Unconjugated
Modification	Unmodified
Isotype	IgG1
Clonality	Monoclonal
Form	Liquid
Storage	Store at 4°C short term. Aliquot and store at -20°C long term. Avoid freeze/thaw cycles.
Buffer	Liquid in PBS containing 50% glycerol, 0.5% BSA and 0.02% sodium azide, pH 7.3.
Purification	Affinity Purification

Immunogen

Gene Name	PIK3R1 PIK3R1; GRB1; Phosphatidylinositol 3-kinase regulatory subunit alpha; PI3-kinase regulatory subunit alpha; PI3K regulatory subunit alpha; PtdIns-3-kinase regulatory subunit alpha; Phosphatidylinositol 3-kinase 85 kDa regulatory subunit alpha; PI3-kinase subunit p85-alpha; PtdIns-3-kinase regulatory subunit p85-alpha
Alternative Names	
Gene ID	5295
SwissProt ID	P27986.

Application

Dilution Ratio	WB: 1:500-1:1000 IHC: 1:50-1:100
Molecular Weight	Calculated MW: 84 kDa; Observed MW: 84 kDa

**Product Name: PI3 Kinase p85 alpha (3H5) Mouse
Monoclonal Antibody
Catalog #: AMM03618**



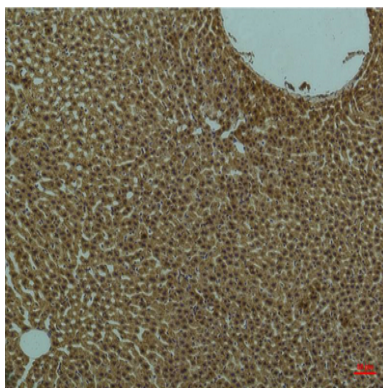
Background

Binds to activated (phosphorylated) protein-Tyr kinases, through its SH2 domain, and acts as an adapter, mediating the association of the p110 catalytic unit to the plasma membrane. Necessary for the insulin-stimulated increase in glucose uptake and glycogen synthesis in insulin-sensitive tissues. Plays an important role in signaling in response to FGFR1, FGFR2, FGFR3, FGFR4, KITLG/SCF, KIT, PDGFRA and PDGFRB. Likewise, plays a role in ITGB2 signaling.

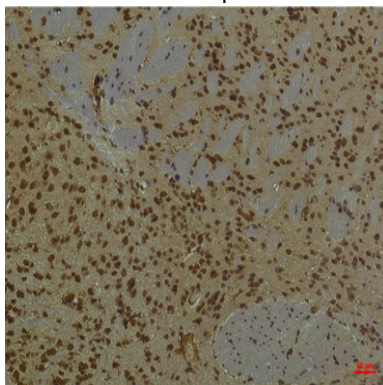
Research Area

Signal Transduction

Image Data

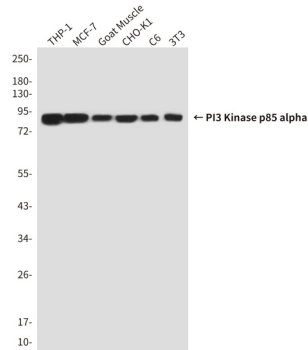


Immunohistochemistry analysis of paraffin-embedded rat Liver Tissue using PI3 Kinase p85 alpha (3H5) antibody. High-pressure and temperature Sodium Citrate pH 6.0 was used for antigen retrieval.

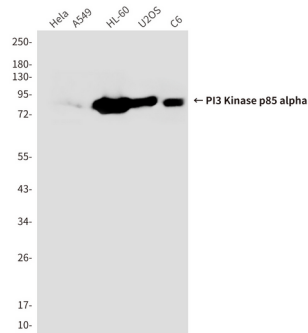


Immunohistochemical analysis of paraffin-embedded Human tonsils using PI3 Kinase p85 alpha (3H5) antibody. High-pressure and temperature Sodium Citrate pH 6.0 was used for antigen retrieval.

**Product Name: PI3 Kinase p85 alpha (3H5) Mouse
Monoclonal Antibody
Catalog #: AMM03618**



Western blot analysis of PI3 Kinase p85 alpha (3H5) in THP-1, MCF-7, Goat Muscle, CHO-K1, C6, 3T3 lysates using PI3 Kinase p85 alpha (3H5) antibody



Western blot analysis of PI3 Kinase p85 alpha (3H5) in HeLa, A549, HL-60, U2OS, C6 lysates using PI3 Kinase p85 alpha (3H5) antibody.

Note

For research use only.