

Product Name: HP1 gamma (6D8) Mouse Monoclonal Antibody
Catalog #: AMM03608



Summary

Production Name	HP1 gamma (6D8) Mouse Monoclonal Antibody
Description	Mouse Monoclonal Antibody
Host	Mouse
Application	WB,IHC-P
Reactivity	Human,Rat,Mouse

Performance

Conjugation	Unconjugated
Modification	Unmodified
Isotype	IgG1
Clonality	Monoclonal
Form	Liquid
Storage	Store at 4°C short term. Aliquot and store at -20°C long term. Avoid freeze/thaw cycles.
Buffer	Liquid in PBS containing 50% glycerol, 0.5% BSA and 0.02% sodium azide, pH 7.3.
Purification	Affinity Purification

Immunogen

Gene Name	CBX3
Alternative Names	CBX3; Chromobox protein homolog 3; HECH; Heterochromatin protein 1 homolog gamma; HP1 gamma; Modifier 2 protein
Gene ID	11335
SwissProt ID	Q13185.

Application

Dilution Ratio	WB: 1:500-1:1000 IHC: 1:50-1:100
Molecular Weight	Calculated MW: 21 kDa; Observed MW: 24 kDa

Product Name: HP1 gamma (6D8) Mouse Monoclonal Antibody
Catalog #: AMM03608



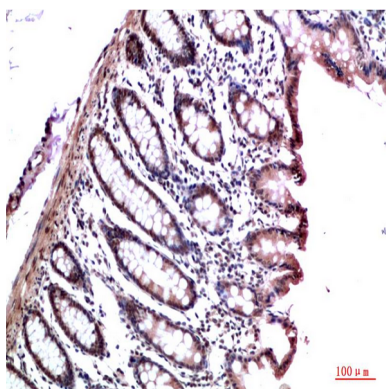
Background

Recognizes and binds histone H3 tails methylated at 'Lys-9', leading to epigenetic repression. May contribute to the association of the heterochromatin with the inner nuclear membrane through its interaction with lamin B receptor (LBR). Involved in the formation of functional kinetochore through interaction with MIS12 complex proteins.

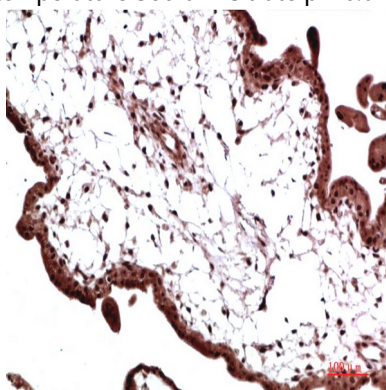
Research Area

Epigenetics and Nuclear Signaling

Image Data

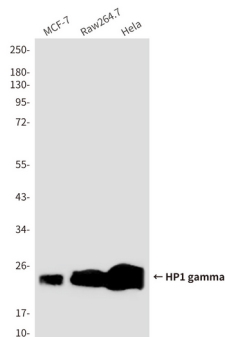


Immunohistochemistry analysis of paraffin-embedded Human Colon Carcinoma Tissue using HP1 gamma (6D8) antibody. High-pressure and temperature Sodium Citrate pH 6.0 was used for antigen retrieval.

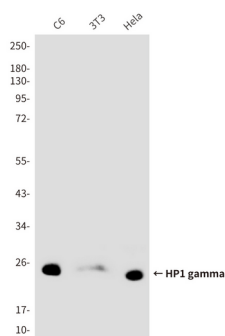


Immunohistochemical analysis of paraffin-embedded Human tonsils using HP1 gamma (6D8) antibody. High-pressure and temperature Sodium Citrate pH 6.0 was used for antigen retrieval.

Product Name: HP1 gamma (6D8) Mouse Monoclonal Antibody
Catalog #: AMM03608



Western blot analysis of HP1 gamma (6D8) in MCF-7, Raw264.7, HeLa lysates using HP1 gamma (6D8) antibody



Western blot analysis of HP1 gamma (6D8) in CHO-K1, rat brain, C6, 3T3, HeLa lysates using HP1 gamma (6D8) antibody.

Note

For research use only.